



ANDY BESHEAR
GOVERNOR

501 HIGH STREET, 3RD FLOOR
FRANKFORT, KENTUCKY 40601
PHONE: (502) 564-7430
FAX (502) 564-7603
[HTTPS://PERSONNEL.KY.GOV](https://PERSONNEL.KY.GOV)

MARY ELIZABETH BAILEY
SECRETARY

August 30, 2024

Interim Joint Committee on Appropriations and Revenue
Capitol Annex
702 Capital Ave.
Frankfort, Kentucky 40601

Re: Second Quarter KEHP Trust Fund Status Report period ending June 30, 2024

Dear Members of the Interim Joint Committee on Appropriations and Revenue:

Kentucky Revised Statute (KRS) 18A.2254 directs the Public Employee Health Insurance Program to submit quarterly reports on the status of the Kentucky Employees' Health Plan (KEHP) Trust Fund to the Governor, Interim Joint Committee on Appropriations and Revenue, Kentucky Group Health Insurance Board, and the Advisory Committee of State Health Insurance Subscribers.

The attached report includes, as of June 30, 2024:

1. The current balance of the trust fund;
2. A detailed description of all income to the trust fund;
3. A detailed description of all receipts due to the trust fund;
4. The total amount of payments made for claims from the trust fund;
5. A detailed description of all payments made to program administrators;
6. Current enrollment data;
7. Other information provided by the Secretary;
8. Other information requested by the Interim Joint Committee on Appropriations and Revenue; and

Kentucky Employees' Health Plan – Status Report
2nd Quarter, 2024

Page 2

9. Additional reports provided for Second and Fourth quarter reports:
- a. A projection of medical claims incurred but not yet reported that are considered liabilities to the trust fund;
 - b. A statement of any other trust fund liabilities;
 - c. A detailed calculation of premium rates, including base claims, trend assumptions, administrative fees, and any benefit and plan changes;
 - d. A detailed description of the current in-state and out-of-state networks provided under the plan; and
 - e. Specific data regarding the TPA's performance, including:
 - i. Results or outcomes of disease management and wellness programs;
 - ii. Results of case management audits, educational and communication efforts; and
 - iii. Comparison of actual measurable results to contract performance guarantees.

If you have any questions or need additional information, please feel free to contact my office at 564-0358.

Sincerely,



Mary Elizabeth Bailey
Secretary

Kentucky Employees' Health Plan – Status Report
2nd Quarter, 2024
Page 3

1. Current Trust Fund Balance:

As of June 30, 2024, the balance of the self-insurance trust fund was \$277,813,470.72, which includes accounting for the 2016–2024 plan years, including reserves for Healthcare Reimbursement Arrangements (HRA) and Flexible Spending Accounts (FSA). Along with the detailed transactions, summary reports for each plan year, as well as a combined summary, have been provided.

2-5. Detailed Description of Trust Fund Transactions:

Detailed transactions of the trust fund are contained in **Attachment A**. Monthly detailed transaction reports have been provided to the Legislative Research Commission. A month-by-month summary of the trust fund accounting by premiums, interest income, drug rebates, claims, and ASO fees is included as **Attachment B**.

6. Current Enrollment Data:

A chart detailing the number of plan holders and the number of dependents covered under the plan is included as **Attachment C**. The totals shown reflect the same information as provided in the previous report, updated to include the most recent quarter's data.

7. Additional Information Provided by the Secretary of the Personnel Cabinet:

No additional information has been requested for inclusion in this report.

8. Additional Information as Requested by the Committee:

No additional information has been requested by the Committee for inclusion in this report.

9. Additional reports provided for Second and Fourth quarter reports:

a. A projection of medical claims incurred but not reported that are considered liabilities to the trust fund:

KEHP's actuarial consultant, Aon, has compiled a statement of medical claims incurred but not yet reported (IBNR). This report is included as **Attachment D**.

b. A statement of any other trust fund liabilities:

A statement of other trust fund liabilities for the fiscal year ending June 30, 2024, was filed with the annual financial statement for the Kentucky Employees' Health Plan.

c. A detailed calculation of premium rates including base claims, trend assumptions, administrative fees and any benefit and plan changes:

As required by KRS 18A.2254(1)(a), premium rates for the 2024 Plan Year were set forth in the 2024 KEHP Benefits Selection Guide, which was filed as a part of and appended to 101 KAR 2:210 on September 15, 2020.

d. A detailed description of the current in-state and out-of-state networks provided under the plan:

Due to the addition of new providers and termination of established providers, provider networks change on a continuous basis and printed directories are often obsolete. As a result, KEHP's Medical Third Party Administrator (TPA) Anthem advocates the use of their on-line provider directories, and updates them at least weekly. The link to Anthem's Find A Doctor provides the capability to search for a provider based on provider type and location. Anthem's dedicated KEHP Customer Service Center can provide additional assistance in locating a participating provider by calling 1-844-402-KEHP (5347). As of the date of this report, notwithstanding normal provider contracting activities, there are no proposed network changes.

e. Specific data regarding the TPA and program administrator performance, including:

i. Results or outcomes of disease management and wellness programs, case management audits, and member communication and education:

Attachment E contains results and outcomes based on engagement in the numerous disease management and wellness programs offered by KEHP. Our disease management provider, Anthem aggregates the information for this report.

ii. Attachment E also details the education, engagement, and communications efforts undertaken by the Department of Employee Insurance in administering the KEHP on behalf of the Personnel Cabinet.

iii. Comparison of actual measurable results to contract performance guarantees:

A listing of operational performance guarantees of KEHP's Third Party Administrator, Anthem, are included as **Attachment F**. All Anthem PG's are annual and they will report on them in the 4th Quarter Trust Fund Report.

Contract performance results of KEHP's Pharmacy Benefits Manager (PBM), CVS Caremark, are included in this report as **Attachment G**. CVS met all performance guarantees for the quarter.

Contract performance results of KEHP's HRA/FSA/COBRA Benefits Manager, HealthEquity, (formerly known as WageWorks) are included in this report as **Attachment H**. According to HealthEquity's PG report, they met all performance guarantees for the 2nd quarter.

A listing of operational performance guarantees of KEHP's in-person wellness programming support, WebMD, are included in this report as **Attachment I**. WebMD performance guarantees are assessed at the end of the program year.

Kentucky Employees' Health Plan – Status Report

2nd Quarter, 2024

Attachment A – Transaction Report

Page A-1

April 2024 Cash Transaction Report

DATE	DESCRIPTION	AMOUNT	LRC Code	LRC Description	PL/YR
	Beginning Balance	\$ 405,677,726.91			
4/5/2024	Repayments - WW - CDHP - HRA - 2020	169.98	213	HRA Embedded Claims - Wage Works	2020
4/5/2024	Repayments - WW - HRA Waiver 2016 - 2020	91.63	214	HRA Waiver Claims - Wage Works	2020
4/5/2024	Repayments - WW - HRA Waiver D/V 2020	173.67	214	HRA Waiver Claims - Wage Works	2020
4/10/2024	Repayments - WW - CDHP - HRA - 2020	832.86	213	HRA Embedded Claims - Wage Works	2020
4/10/2024	Repayments - WW - HRA Waiver 2016 - 2020	177.81	214	HRA Waiver Claims - Wage Works	2020
4/10/2024	Repayments - WW - HRA Waiver D/V 2020	142.97	214	HRA Waiver Claims - Wage Works	2020
4/10/2024	2020 CVS rebate for 4th qtr 2023	32,323.42	121	Drug Rebates - CVS	2020
4/2/2024	Claims 2020	8,403.05	210	Medical Claims - Anthem	2020
4/9/2024	Claims 2020	1,279.17	210	Medical Claims - Anthem	2020
4/16/2024	Claims 2020	10,316.62	210	Medical Claims - Anthem	2020
4/23/2024	Claims 2020	1,441.16	210	Medical Claims - Anthem	2020
4/29/2024	Claims 2020	14,399.11	210	Medical Claims - Anthem	2020
4/3/2024	Claims 2016 - 2020	(35.73)	310	Pharmacy Claims - CVS	2020
4/5/2024	Repayments - WW - CDHP - HRA - 2021	532.29	213	HRA Embedded Claims - Wage Works	2021
4/5/2024	Repayments - WW - HRA Waiver 2021	399.11	214	HRA Waiver Claims - Wage Works	2021
4/5/2024	Repayments - WW - HRA Waiver D/V 2021	390.35	214	HRA Waiver Claims - Wage Works	2021
4/10/2024	Repayments - WW - CDHP - HRA - 2021	9.60	213	HRA Embedded Claims - Wage Works	2021
4/10/2024	Repayments - WW - HRA Waiver 2021	272.89	214	HRA Waiver Claims - Wage Works	2021
4/10/2024	2021 CVS rebate for 4th qtr 2023	563,760.32	121	Drug Rebates - CVS	2021
4/2/2024	Claims 2021	27,701.30	210	Medical Claims - Anthem	2021
4/9/2024	Claims 2021	5,122.69	210	Medical Claims - Anthem	2021
4/16/2024	Claims 2021	3,626.93	210	Medical Claims - Anthem	2021
4/23/2024	Claims 2021	52,963.85	210	Medical Claims - Anthem	2021
4/29/2024	Claims 2021	20,856.52	210	Medical Claims - Anthem	2021
4/3/2024	Claims 2021	(670.90)	310	Pharmacy Claims - CVS	2021
4/18/2024	Claims 2021	(3,189.82)	310	Pharmacy Claims - CVS	2021
4/5/2024	Repayments - WW - CDHP - HRA - 2022	2,128.13	213	HRA Embedded Claims - Wage Works	2022
4/5/2024	Repayments - WW - HRA Waiver 2022	680.56	214	HRA Waiver Claims - Wage Works	2022
4/10/2024	Repayments - WW - CDHP - HRA - 2022	89.98	213	HRA Embedded Claims - Wage Works	2022
4/10/2024	Repayments - WW - HRA Waiver 2022	554.76	214	HRA Waiver Claims - Wage Works	2022
4/10/2024	2022 CVS rebate for 4th qtr 2023	498,550.56	121	Drug Rebates - CVS	2022
4/30/2024	CVS/Caremark HDS Performance Guarantee 2022	33,750.00	310	Pharmacy Claims - CVS	2022
4/2/2024	Claims 2022	(145,443.06)	210	Medical Claims - Anthem	2022
4/9/2024	Claims 2022	(136,902.00)	210	Medical Claims - Anthem	2022
4/16/2024	Claims 2022	60,949.81	210	Medical Claims - Anthem	2022
4/23/2024	Claims 2022	85,300.95	210	Medical Claims - Anthem	2022
4/29/2024	Claims 2022	121,059.65	210	Medical Claims - Anthem	2022
4/2/2024	HRA Waiver Claims 2022	(709.80)	214	HRA Waiver Claims - Wage Works	2022
4/3/2024	Claims 2022	(2,644.76)	310	Pharmacy Claims - CVS	2022
4/11/2024	Claims 2022	(1.22)	310	Pharmacy Claims - CVS	2022
4/18/2024	Claims 2022	(370.61)	310	Pharmacy Claims - CVS	2022
4/29/2024	HRA WAIVER Claims 2022	(150.00)	214	HRA Waiver Claims - Wage Works	2022
4/10/2024	Repayments - WW - CDHP - HRA - 2023	110.70	213	HRA Embedded Claims - Wage Works	2023
4/10/2024	2023 CVS rebate for 4th qtr 2023	70,158,569.59	121	Drug Rebates - CVS	2023
4/30/2024	CVS/Caremark HDS Performance Guarantee 2023	33,750.00	310	Pharmacy Claims - CVS	2023
4/2/2024	Claims 2023	(3,634,943.03)	210	Medical Claims - Anthem	2023
4/9/2024	Claims 2023	(1,946,228.31)	210	Medical Claims - Anthem	2023
4/11/2024	ANTHEM ADMIN FEE	(3,817,789.50)	215	Anthem Admin	2023
4/16/2024	DC FSA 2023	(215.60)	216	WW Health Equity Admin	2023
4/16/2024	HCDC FSA 2023	(58.80)	216	WW Health Equity Admin	2023

Kentucky Employees' Health Plan – Status Report

2nd Quarter, 2024

Attachment A – Transaction Report

Page A-2

DATE	DESCRIPTION	AMOUNT	LRC Code	LRC Description	PL/YR
4/16/2024	DC FSA 2023	(215.60)	216	WW Health Equity Admin	2023
4/16/2024	HCDC FSA 2023	(58.80)	216	WW Health Equity Admin	2023
4/16/2024	HC FSA 2023	(4,401.60)	216	WW Health Equity Admin	2023
4/16/2024	Claims 2023	(1,448,215.27)	210	Medical Claims - Anthem	2023
4/23/2024	Claims 2023	(929,903.66)	210	Medical Claims - Anthem	2023
4/24/2024	MDX/SAPPHIRE Care Guidance PER INTERACTION FEES	(1,500.00)	217	MDX Medical Admin - Compass Choice	2023
4/29/2024	Claims 2023	(560,424.88)	210	Medical Claims - Anthem	2023
4/1/2024	CDHPHRA Claims 2023	(9,863.90)	213	HRA Embedded Claims - Wage Works	2023
4/1/2024	HRA WAIVER Claims 2023	(8,242.24)	214	HRA Waiver Claims - Wage Works	2023
4/1/2024	HRA WAIVER D/V Claims 2023	(310.69)	214	HRA Waiver Claims - Wage Works	2023
4/2/2024	CDHPHRA Claims 2023	(9,100.15)	213	HRA Embedded Claims - Wage Works	2023
4/2/2024	HRA WAIVER Claims 2023	(3,952.38)	214	HRA Waiver Claims - Wage Works	2023
4/2/2024	HRA WAIVER D/V Claims 2023	(37.50)	214	HRA Waiver Claims - Wage Works	2023
4/3/2024	CDHPHRA Claims 2023	(22,301.25)	213	HRA Embedded Claims - Wage Works	2023
4/3/2024	HRA WAIVER Claims 2023	(9,344.17)	214	HRA Waiver Claims - Wage Works	2023
4/3/2024	HRA WAIVER D/V Claims 2023	(1,768.00)	214	HRA Waiver Claims - Wage Works	2023
4/3/2024	Claims 2023	(77,214.58)	310	Pharmacy Claims - CVS	2023
4/4/2024	CDHPHRA Claims 2023	(23,060.27)	213	HRA Embedded Claims - Wage Works	2023
4/4/2024	HRA WAIVER Claims 2023	(16,919.94)	214	HRA Waiver Claims - Wage Works	2023
4/4/2024	HRA WAIVER D/V Claims 2023	(1,791.50)	214	HRA Waiver Claims - Wage Works	2023
4/5/2024	CDHPHRA Claims 2023	(22,919.19)	213	HRA Embedded Claims - Wage Works	2023
4/5/2024	HRA WAIVER Claims 2023	(15,964.13)	214	HRA Waiver Claims - Wage Works	2023
4/5/2024	HRA WAIVER D/V Claims 2023	1,049.80	214	HRA Waiver Claims - Wage Works	2023
4/8/2024	CDHPHRA Claims 2023	(23,381.07)	213	HRA Embedded Claims - Wage Works	2023
4/8/2024	HRA WAIVER Claims 2023	(11,360.42)	214	HRA Waiver Claims - Wage Works	2023
4/9/2024	CDHPHRA Claims 2023	(2,738.86)	213	HRA Embedded Claims - Wage Works	2023
4/9/2024	HRA WAIVER Claims 2023	(629.71)	214	HRA Waiver Claims - Wage Works	2023
4/10/2024	CDHPHRA Claims 2023	(382.02)	213	HRA Embedded Claims - Wage Works	2023
4/10/2024	HRA WAIVER Claims 2023	(201.49)	214	HRA Waiver Claims - Wage Works	2023
4/11/2024	CDHPHRA Claims 2023	(184.23)	213	HRA Embedded Claims - Wage Works	2023
4/11/2024	Claims 2023	7,064.72	310	Pharmacy Claims - CVS	2023
4/11/2024	CDHPHRA Claims 2023	(2,646.17)	213	HRA Embedded Claims - Wage Works	2023
4/11/2024	HRA WAIVER Claims 2023	(1,458.35)	214	HRA Waiver Claims - Wage Works	2023
4/11/2024	HRA WAIVER D/V Claims 2023	(957.34)	214	HRA Waiver Claims - Wage Works	2023
4/17/2024	CDHPHRA Claims 2023	(2,797.00)	213	HRA Embedded Claims - Wage Works	2023
4/17/2024	HRA WAIVER Claims 2023	(744.26)	214	HRA Waiver Claims - Wage Works	2023
4/17/2024	HRA WAIVER D/V Claims 2023	(839.44)	214	HRA Waiver Claims - Wage Works	2023
4/18/2024	CDHPHRA Claims 2023	(2,400.30)	213	HRA Embedded Claims - Wage Works	2023
4/18/2024	HRA WAIVER Claims 2023	(248.46)	214	HRA Waiver Claims - Wage Works	2023
4/18/2024	Claims 2023	1,016.80	310	Pharmacy Claims - CVS	2023
4/19/2024	CDHPHRA Claims 2023	(1,175.81)	213	HRA Embedded Claims - Wage Works	2023
4/19/2024	HRA WAIVER Claims 2023	(10.05)	214	HRA Waiver Claims - Wage Works	2023
4/22/2024	CDHPHRA Claims 2023	16.23	213	HRA Embedded Claims - Wage Works	2023
4/24/2024	CDHPHRA Claims 2023	(36.96)	213	HRA Embedded Claims - Wage Works	2023
4/25/2024	CDHPHRA Claims 2023	1,987.51	213	HRA Embedded Claims - Wage Works	2023
4/25/2024	HRA WAIVER Claims 2023	325.50	214	HRA Waiver Claims - Wage Works	2023
4/26/2024	Claims 2023	3,183.78	310	Pharmacy Claims - CVS	2023
4/29/2024	CDHPHRA Claims 2023	25.92	213	HRA Embedded Claims - Wage Works	2023
4/29/2024	HRA WAIVER Claims 2023	146.98	214	HRA Waiver Claims - Wage Works	2023
4/30/2024	CDHPHRA Claims 2023	136.96	213	HRA Embedded Claims - Wage Works	2023
4/30/2024	HRA WAIVER Claims 2023	140.08	214	HRA Waiver Claims - Wage Works	2023
5/2/2024	Investment Income	1,725,571.85	110	Investment Income	2024
4/10/2024	HRA Waiver 2024	307,650.00	102	HRA Waiver Contribution	2024

Kentucky Employees' Health Plan – Status Report

2nd Quarter, 2024

Attachment A – Transaction Report

Page A-3

DATE	DESCRIPTION	AMOUNT	LRC Code	LRC Description	PL/YR
4/10/2024	Health Insurance Premiums 2024	17,175,229.57	101	Premiums	2024
4/25/2024	HRA Waiver 2024	310,975.00	102	HRA Waiver Contribution	2024
4/25/2024	Health Insurance Premiums 2024	17,289,528.49	101	Premiums	2024
4/2/2024	Health Insurance Premiums 2024	820.11	101	Premiums	2024
4/4/2024	Health Insurance Premiums 2024	(1,667.70)	101	Premiums	2024
4/11/2024	HRA Waiver 2024	350.00	102	HRA Waiver Contribution	2024
4/11/2024	Health Insurance Premiums 2024	8,046.99	101	Premiums	2024
4/17/2024	HRA Waiver 2024	87.50	102	HRA Waiver Contribution	2024
4/17/2024	Health Insurance Premiums 2024	3,676.80	101	Premiums	2024
4/30/2024	Health Insurance Premiums 2024	(474.52)	101	Premiums	2024
4/30/2024	Health Insurance Premiums 2024	2,716.29	101	Premiums	2024
4/1/2024	Health Insurance Premiums 2024	343.47	101	Premiums	2024
4/1/2024	Health Insurance Premiums 2024	1,816,540.78	101	Premiums	2024
4/1/2024	HRA Waiver 2024	4,550.00	102	HRA Waiver Contribution	2024
4/1/2024	HRA Waiver Dental/Vision 2024	4,112.50	102	HRA Waiver Contribution	2024
4/1/2024	Health Insurance Premiums 2024	1,794,601.14	101	Premiums	2024
4/1/2024	HRA Waiver 2024	6,825.00	102	HRA Waiver Contribution	2024
4/1/2024	HRA Waiver Dental/Vision 2024	19,337.50	102	HRA Waiver Contribution	2024
4/1/2024	Health Insurance Premiums 2024	47,221.26	101	Premiums	2024
4/3/2024	Health Insurance Premiums 2024	115,661.07	101	Premiums	2024
4/2/2024	Health Insurance Premiums 2024	272.40	101	Premiums	2024
4/2/2024	Health Insurance Premiums 2024	160,160.78	101	Premiums	2024
4/2/2024	HRA Waiver 2024	875.00	102	HRA Waiver Contribution	2024
4/2/2024	HRA Waiver Dental/Vision 2024	1,575.00	102	HRA Waiver Contribution	2024
4/3/2024	KCTCS 03-2024 Health Ins	4,084,829.19	101	Premiums	2024
4/4/2024	KCTCS 03-2024 Health premiums	197,179.22	101	Premiums	2024
4/3/2024	Health Insurance Premiums 2024	566.07	101	Premiums	2024
4/3/2024	Health Insurance Premiums 2024	2,527,196.46	101	Premiums	2024
4/3/2024	HRA Waiver 2024	24,237.50	102	HRA Waiver Contribution	2024
4/3/2024	HRA Waiver Dental/Vision 2024	2,625.00	102	HRA Waiver Contribution	2024
4/4/2024	Health Insurance Premiums 2024	256.19	101	Premiums	2024
4/4/2024	Health Insurance Premiums 2024	254.10	101	Premiums	2024
4/4/2024	Health Insurance Premiums 2024	1,019,544.69	101	Premiums	2024
4/4/2024	HRA Waiver 2024	1,575.00	102	HRA Waiver Contribution	2024
4/4/2024	HRA Waiver Dental/Vision 2024	2,975.00	102	HRA Waiver Contribution	2024
4/5/2024	Health Insurance Premiums 2024	306.73	101	Premiums	2024
4/5/2024	Health Insurance Premiums 2024	749,008.08	101	Premiums	2024
4/8/2024	Health Insurance Premiums 2024	202,141.35	101	Premiums	2024
4/8/2024	Health Insurance Premiums 2024	39,952.50	101	Premiums	2024
4/8/2024	Health Insurance Premiums 2024	14,115.04	101	Premiums	2024
4/9/2024	Health Insurance Premiums 2024	3,363.28	101	Premiums	2024
4/10/2024	Health Insurance Premiums 2024	50.55	101	Premiums	2024
4/10/2024	Health Insurance Premiums 2024	219.46	101	Premiums	2024
4/10/2024	Health Insurance Premiums 2024	89,512.34	101	Premiums	2024
4/10/2024	Fayette Co BOE 03-2024 Health	864,888.26	101	Premiums	2024
4/11/2024	Health Insurance Premiums 2024	40,639.56	101	Premiums	2024
4/16/2024	Health Insurance Premiums 2024	316.62	101	Premiums	2024
4/16/2024	Health Insurance Premiums 2024	68.53	101	Premiums	2024
4/16/2024	Health Insurance Premiums 2024	42,010.04	101	Premiums	2024
4/16/2024	Health Insurance Premiums 2024	191,740.29	101	Premiums	2024
4/16/2024	Health Insurance Premiums 2024	376,807.25	101	Premiums	2024
4/16/2024	HRA Waiver 2024	525.00	102	HRA Waiver Contribution	2024
4/17/2024	COBRA premiums Mar 2024-WW	180,051.48	101	Premiums	2024

Kentucky Employees' Health Plan – Status Report
2nd Quarter, 2024
Attachment A – Transaction Report
Page A-4

DATE	DESCRIPTION	AMOUNT	LRC Code	LRC Description	PL/YR
4/17/2024	Health Insurance Premiums 2024	822.93	101	Premiums	2024
4/18/2024	Health Insurance Premiums 2024	855,493.81	101	Premiums	2024
4/18/2024	HRA Waiver 2024	175.00	102	HRA Waiver Contribution	2024
4/18/2024	Health Insurance Premiums 2024	26.73	101	Premiums	2024
4/18/2024	Health Insurance Premiums 2024	435.32	101	Premiums	2024
4/18/2024	Health Insurance Premiums 2024	550,325.63	101	Premiums	2024
4/18/2024	HRA Waiver 2024	700.00	102	HRA Waiver Contribution	2024
4/18/2024	HRA Waiver Dental/Vision 2024	2,450.00	102	HRA Waiver Contribution	2024
4/19/2024	Health Insurance Premiums 2024	1,036,327.93	101	Premiums	2024
4/19/2024	HRA Waiver 2024	2,800.00	102	HRA Waiver Contribution	2024
4/19/2024	HRA Waiver Dental/Vision 2024	1,837.50	102	HRA Waiver Contribution	2024
4/22/2024	Health Insurance Premiums 2024	470,324.32	101	Premiums	2024
4/22/2024	Health Insurance Premiums 2024	198,773.04	101	Premiums	2024
4/22/2024	HRA Waiver 2024	1,050.00	102	HRA Waiver Contribution	2024
4/22/2024	HRA Waiver Dental/Vision 2024	175.00	102	HRA Waiver Contribution	2024
4/23/2024	Health Insurance Premiums 2024	719.10	101	Premiums	2024
4/23/2024	Health Insurance Premiums 2024	23,084.38	101	Premiums	2024
4/23/2024	Health Insurance Premiums 2024	134.89	101	Premiums	2024
4/25/2024	Health Insurance Premiums 2024	1,260.78	101	Premiums	2024
4/24/2024	Judicial Retirement Sys health insurance premiums 04/2024	5,831.44	101	Premiums	2024
4/24/2024	Judicial Retirement Sys health insurance premiums 04/2024	87,896.86	101	Premiums	2024
4/24/2024	Legislative Retirement Sys health insurance premiums 04/2024	3,414.60	101	Premiums	2024
4/24/2024	Legislative Retirement Sys health premiums and admin fees 04/2024	31,094.64	101	Premiums	2024
4/24/2024	Health Insurance Premiums 2024	916,669.60	101	Premiums	2024
4/24/2024	HRA Waiver 2024	2,100.00	102	HRA Waiver Contribution	2024
4/24/2024	HRA Waiver Dental/Vision 2024	700.00	102	HRA Waiver Contribution	2024
4/25/2024	Health Insurance Premiums 2024	602,972.67	101	Premiums	2024
4/25/2024	HRA Waiver 2024	2,975.00	102	HRA Waiver Contribution	2024
4/25/2024	HRA Waiver Dental/Vision 2024	29,662.50	102	HRA Waiver Contribution	2024
4/26/2024	Health Insurance Premiums 2024	769,020.25	101	Premiums	2024
4/26/2024	HRA Waiver 2024	4,200.00	102	HRA Waiver Contribution	2024
4/26/2024	HRA Waiver Dental/Vision 2024	2,625.00	102	HRA Waiver Contribution	2024
4/29/2024	Health Insurance Premiums 2024	675.36	101	Premiums	2024
4/29/2024	Health Insurance Premiums 2024	929,189.62	101	Premiums	2024
4/29/2024	HRA Waiver 2024	2,625.00	102	HRA Waiver Contribution	2024
4/29/2024	HRA Waiver Dental/Vision 2024	2,275.00	102	HRA Waiver Contribution	2024
4/29/2024	Health Insurance Premiums 2024	1,776,896.49	101	Premiums	2024
4/29/2024	HRA Waiver 2024	5,512.50	102	HRA Waiver Contribution	2024
4/29/2024	HRA Waiver Dental/Vision 2024	9,625.00	102	HRA Waiver Contribution	2024
4/30/2024	Health Insurance Premiums 2024	629.07	101	Premiums	2024
4/30/2024	Jefferson Co BOE 04/2024 Health	1,819,423.59	101	Premiums	2024
4/2/2024	Administration of Paper Claims ADMIN FEE	(1,249.50)	311	CVS Admin	2024
4/2/2024	Electronic Claims Processing ADMIN FEE	(87,757.00)	311	CVS Admin	2024
4/2/2024	Claims 2024	(23,397,344.80)	210	Medical Claims - Anthem	2024
4/3/2024	Rethink 04/2024	(85,264.00)	218	Rethink BH Services	2024
4/9/2024	Claims 2024	(27,729,618.45)	210	Medical Claims - Anthem	2024
4/11/2024	WebMD DWS Expenses	(21,727.60)	221	WebMD Admin	2024
4/11/2024	WebMD Wellbeing Consultants 02/2024	(65,833.33)	221	WebMD Admin	2024
4/11/2024	Carrum Mailings	(64,706.00)	211	Carrum Claims	2024
4/11/2024	Administration of Paper Claims ADMIN FEE	(1,198.50)	311	CVS Admin	2024
4/11/2024	Appeals ADMIN FEE	(98,000.00)	311	CVS Admin	2024
4/11/2024	Claims (TDC PMPM) ADMIN FEE	(194,017.94)	311	CVS Admin	2024

Kentucky Employees' Health Plan – Status Report

2nd Quarter, 2024

Attachment A – Transaction Report

Page A-5

DATE	DESCRIPTION	AMOUNT	LRC Code	LRC Description	PL/YR
4/11/2024	Drug Savings Review ADMIN FEE	(79,733.40)	311	CVS Admin	2024
4/11/2024	Electronic Claims Processing ADMIN FEE	(58,490.03)	311	CVS Admin	2024
4/11/2024	Enhanced Safety & Monitoring ADMIN FEE	(10,631.12)	311	CVS Admin	2024
4/11/2024	Nursing Services ADMIN FEE	(6,225.00)	311	CVS Admin	2024
4/11/2024	Pharmacy Advisor Counseling ADMIN FEE	(159,466.80)	311	CVS Admin	2024
4/11/2024	Prior Authorization ADMIN FEE	(306,480.00)	311	CVS Admin	2024
4/11/2024	PrudentRx ADMIN FEE	(1,594,413.58)	311	CVS Admin	2024
4/11/2024	MDX/COMPASS INCENTIVES	(52,720.00)	210	Medical Claims - Anthem	2024
4/11/2024	MDX SAPPHIRE - SMARTSHOPPER ADMIN FEES	(77,584.10)	217	MDX Medical Admin - Compass Choice	2024
4/16/2024	DC FSA 2024	(1,394.40)	216	WW Health Equity Admin	2024
4/16/2024	HCDC FSA 2024	(2,492.00)	216	WW Health Equity Admin	2024
4/16/2024	HC FSA 2024	(68,600.00)	216	WW Health Equity Admin	2024
4/16/2024	HRA 2024	(372,400.00)	216	WW Health Equity Admin	2024
4/16/2024	Claims 2024	(21,067,282.38)	210	Medical Claims - Anthem	2024
4/16/2024	Castlight Hub and Wellness	(416,666.67)	223	Castlight Admin	2024
4/16/2024	Castlight Gift Cards Rewards	(250,665.00)	224	Castlight Rewards	2024
4/16/2024	Premise Health 03/2024	(148,401.16)	210	Medical Claims - Anthem	2024
4/23/2024	COBRA Enrollment Kits ADMIN FEES	(225.00)	216	WW Health Equity Admin	2024
4/23/2024	COBRA General Notice Fee ADMIN FEES	(4,413.00)	216	WW Health Equity Admin	2024
4/23/2024	COBRA MONTHLY (PPPM) ADMIN FEES	(35,902.50)	216	WW Health Equity Admin	2024
4/23/2024	Administration of Paper Claims ADMIN FEE	(346.50)	311	CVS Admin	2024
4/23/2024	Electronic Claims Processing ADMIN FEE	(77,788.00)	311	CVS Admin	2024
4/23/2024	Claims 2024	(20,863,864.60)	210	Medical Claims - Anthem	2024
4/23/2024	ANTHEM ADMIN FEE	(3,626.00)	215	Anthem Admin	2024
4/24/2024	MDX/COMPASS INCENTIVES	(83,855.00)	210	Medical Claims - Anthem	2024
4/25/2024	WebMD Wellbeing Consultants 03/2024	(65,833.33)	221	WebMD Admin	2024
4/25/2024	WebMD DWS Expenses	(1,751.50)	221	WebMD Admin	2024
4/26/2024	Administration of Paper Claims ADMIN FEE	(43.50)	311	CVS Admin	2024
4/26/2024	Electronic Claims Processing ADMIN FEE	(98,821.00)	311	CVS Admin	2024
4/29/2024	Claims 2024	(25,959,765.09)	210	Medical Claims - Anthem	2024
4/29/2024	Rethink 5/2024	(85,264.00)	218	Rethink BH Services	2024
4/17/2024	Health Insurance Refund	(234.01)	101	Premiums	2024
4/17/2024	Health Insurance Refund	(12.64)	101	Premiums	2024
4/30/2024	Health Insurance Refund	(44.57)	101	Premiums	2024
4/30/2024	Health Insurance Refund	(358.32)	101	Premiums	2024
4/17/2024	Health Insurance Refund	(144.88)	101	Premiums	2024
4/19/2024	Health Insurance Refund	(108.53)	101	Premiums	2024
4/30/2024	Health Insurance Refund	(26.73)	101	Premiums	2024
4/30/2024	Health Insurance Refund	(13.86)	101	Premiums	2024
4/30/2024	Health Insurance Refund	(210.48)	101	Premiums	2024
4/30/2024	Health Insurance Refund	(68.53)	101	Premiums	2024
4/18/2024	Health Insurance Refund	(59.58)	101	Premiums	2024
4/19/2024	Health Insurance Refund	(26.73)	101	Premiums	2024
4/30/2024	Health Insurance Refund	(25.08)	101	Premiums	2024
4/18/2024	Health Insurance Refund	(247.44)	101	Premiums	2024
4/18/2024	Health Insurance Refund	(154.52)	101	Premiums	2024
4/18/2024	Health Insurance Refund	(83.60)	101	Premiums	2024
4/19/2024	Health Insurance Refund	(42.51)	101	Premiums	2024
4/19/2024	Health Insurance Refund	(43.45)	101	Premiums	2024
4/19/2024	Health Insurance Refund	(398.92)	101	Premiums	2024
4/19/2024	Health Insurance Refund	(28.34)	101	Premiums	2024
4/19/2024	Health Insurance Refund	(28.34)	101	Premiums	2024
4/17/2024	KDE FSA admin fees	49,406.00	216	WW Health Equity Admin	2024
4/30/2024	KDE FSA admin fees	240.80	216	WW Health Equity Admin	2024
4/11/2024	KRS 04-2024 health insurance premiums	28,523,352.60	101	Premiums	2024
4/30/2024	KTRS health insurance premiums 04/2024	9,293,717.33	101	Premiums	2024
4/30/2024	Correct TPE fund allocations for year	(24.11)	101	Premiums	2024
	CR-794 22*229944				

Kentucky Employees' Health Plan – Status Report

2nd Quarter, 2024

Attachment A – Transaction Report

Page A-6

DATE	DESCRIPTION	AMOUNT	LRC Code	LRC Description	PL/YR
4/25/2024	4th Quarter FY24 DEI Transfer from 2500 Fund to 13CG	(2,083,000.00)	501	Operating Transfer/Exp & Adj	2024
4/1/2024	CDHPHRA Claims 2024	(278,433.96)	213	HRA Embedded Claims - Wage Works	2024
4/1/2024	HRA WAIVER Claims 2024	(89,001.68)	214	HRA Waiver Claims - Wage Works	2024
4/1/2024	HRA WAIVER D/V Claims 2024	(31,285.69)	214	HRA Waiver Claims - Wage Works	2024
4/2/2024	CDHPHRA Claims 2024	(507,284.05)	213	HRA Embedded Claims - Wage Works	2024
4/2/2024	HRA WAIVER Claims 2024	(167,183.90)	214	HRA Waiver Claims - Wage Works	2024
4/2/2024	HRA WAIVER D/V Claims 2024	(45,990.52)	214	HRA Waiver Claims - Wage Works	2024
4/3/2024	CDHPHRA Claims 2024	(327,449.40)	213	HRA Embedded Claims - Wage Works	2024
4/3/2024	HRA WAIVER Claims 2024	(104,500.34)	214	HRA Waiver Claims - Wage Works	2024
4/3/2024	HRA WAIVER D/V Claims 2024	(30,682.82)	214	HRA Waiver Claims - Wage Works	2024
4/3/2024	Claims 2024	(14,365,684.56)	310	Pharmacy Claims - CVS	2024
4/4/2024	CDHPHRA Claims 2024	(98,230.46)	213	HRA Embedded Claims - Wage Works	2024
4/4/2024	HRA WAIVER Claims 2024	(34,230.72)	214	HRA Waiver Claims - Wage Works	2024
4/4/2024	HRA WAIVER D/V Claims 2024	(9,789.77)	214	HRA Waiver Claims - Wage Works	2024
4/5/2024	CDHPHRA Claims 2024	(262,822.50)	213	HRA Embedded Claims - Wage Works	2024
4/5/2024	HRA WAIVER Claims 2024	(85,001.12)	214	HRA Waiver Claims - Wage Works	2024
4/5/2024	HRA WAIVER D/V Claims 2024	(26,270.08)	214	HRA Waiver Claims - Wage Works	2024
4/8/2024	CDHPHRA Claims 2024	(257,564.90)	213	HRA Embedded Claims - Wage Works	2024
4/8/2024	HRA WAIVER Claims 2024	(90,535.21)	214	HRA Waiver Claims - Wage Works	2024
4/8/2024	HRA WAIVER D/V Claims 2024	(24,218.72)	214	HRA Waiver Claims - Wage Works	2024
4/9/2024	CDHPHRA Claims 2024	(498,161.47)	213	HRA Embedded Claims - Wage Works	2024
4/9/2024	HRA WAIVER Claims 2024	(162,916.81)	214	HRA Waiver Claims - Wage Works	2024
4/9/2024	HRA WAIVER D/V Claims 2024	(56,591.92)	214	HRA Waiver Claims - Wage Works	2024
4/10/2024	CDHPHRA Claims 2024	(322,527.99)	213	HRA Embedded Claims - Wage Works	2024
4/10/2024	HRA WAIVER Claims 2024	(113,953.62)	214	HRA Waiver Claims - Wage Works	2024
4/10/2024	HRA WAIVER D/V Claims 2024	(20,684.94)	214	HRA Waiver Claims - Wage Works	2024
4/11/2024	CDHPHRA Claims 2024	(78,101.66)	213	HRA Embedded Claims - Wage Works	2024
4/11/2024	HRA WAIVER Claims 2024	(22,834.61)	214	HRA Waiver Claims - Wage Works	2024
4/11/2024	HRA WAIVER D/V Claims 2024	(1,745.14)	214	HRA Waiver Claims - Wage Works	2024
4/11/2024	Claims 2024	(13,932,455.74)	310	Pharmacy Claims - CVS	2024
4/11/2024	CDHPHRA Claims 2024	(249,214.01)	213	HRA Embedded Claims - Wage Works	2024
4/11/2024	HRA WAIVER Claims 2024	(73,042.08)	214	HRA Waiver Claims - Wage Works	2024
4/11/2024	HRA WAIVER D/V Claims 2024	(18,248.48)	214	HRA Waiver Claims - Wage Works	2024
4/17/2024	CDHPHRA Claims 2024	(1,127,747.72)	213	HRA Embedded Claims - Wage Works	2024
4/17/2024	HRA WAIVER Claims 2024	(329,963.74)	214	HRA Waiver Claims - Wage Works	2024
4/17/2024	HRA WAIVER D/V Claims 2024	(105,496.16)	214	HRA Waiver Claims - Wage Works	2024
4/18/2024	CDHPHRA Claims 2024	(96,731.16)	213	HRA Embedded Claims - Wage Works	2024
4/18/2024	HRA WAIVER Claims 2024	(26,639.18)	214	HRA Waiver Claims - Wage Works	2024
4/18/2024	HRA WAIVER D/V Claims 2024	(3,750.84)	214	HRA Waiver Claims - Wage Works	2024
4/18/2024	Claims 2024	(18,701,676.17)	310	Pharmacy Claims - CVS	2024
4/19/2024	CDHPHRA Claims 2024	(247,457.50)	213	HRA Embedded Claims - Wage Works	2024
4/19/2024	HRA WAIVER Claims 2024	(81,260.83)	214	HRA Waiver Claims - Wage Works	2024
4/19/2024	HRA WAIVER D/V Claims 2024	(23,050.94)	214	HRA Waiver Claims - Wage Works	2024
4/22/2024	CDHPHRA Claims 2024	(269,002.03)	213	HRA Embedded Claims - Wage Works	2024
4/22/2024	HRA WAIVER Claims 2024	(85,366.75)	214	HRA Waiver Claims - Wage Works	2024
4/22/2024	HRA WAIVER D/V Claims 2024	(25,580.13)	214	HRA Waiver Claims - Wage Works	2024
4/24/2024	CDHPHRA Claims 2024	(275,851.44)	213	HRA Embedded Claims - Wage Works	2024
4/24/2024	HRA WAIVER Claims 2024	(76,390.94)	214	HRA Waiver Claims - Wage Works	2024
4/24/2024	HRA WAIVER D/V Claims 2024	(23,068.90)	214	HRA Waiver Claims - Wage Works	2024
4/25/2024	CDHPHRA Claims 2024	(558,326.06)	213	HRA Embedded Claims - Wage Works	2024
4/25/2024	HRA WAIVER Claims 2024	(169,380.07)	214	HRA Waiver Claims - Wage Works	2024
4/25/2024	HRA WAIVER D/V Claims 2024	(65,105.85)	214	HRA Waiver Claims - Wage Works	2024
4/26/2024	CDHPHRA Claims 2024	(229,135.17)	213	HRA Embedded Claims - Wage Works	2024
4/26/2024	HRA WAIVER Claims 2024	(75,967.27)	214	HRA Waiver Claims - Wage Works	2024

Kentucky Employees' Health Plan – Status Report

2nd Quarter, 2024

Attachment A – Transaction Report

Page A-7

DATE	DESCRIPTION	AMOUNT	LRC Code	LRC Description	PL/YR
4/26/2024	HRA WAIVER D/V Claims 2024	(16,569.17)	214	HRA Waiver Claims - Wage Works	2024
4/26/2024	Claims 2024	(17,231,141.03)	310	Pharmacy Claims - CVS	2024
4/29/2024	CDHPHRA Claims 2024	(248,977.51)	213	HRA Embedded Claims - Wage Works	2024
4/29/2024	HRA WAIVER Claims 2024	(67,378.62)	214	HRA Waiver Claims - Wage Works	2024
4/29/2024	HRA WAIVER D/V Claims 2024	(25,337.85)	214	HRA Waiver Claims - Wage Works	2024
4/30/2024	CDHPHRA Claims 2024	(547,323.37)	213	HRA Embedded Claims - Wage Works	2024
4/30/2024	HRA WAIVER Claims 2024	(146,373.58)	214	HRA Waiver Claims - Wage Works	2024
4/30/2024	HRA WAIVER D/V Claims 2024	(87,135.70)	214	HRA Waiver Claims - Wage Works	2024
4/10/2024	Thomson Reuters - Tax & Accounting Printing	(2,917.32)	501	Operating Transfer/Exp & Adj	2024
4/10/2024	Acupuncture program	(5,061.82)	210	Medical Claims - Anthem	2024
4/11/2024	UK Acupuncture	(6,032.58)	210	Medical Claims - Anthem	2024
4/17/2024	Know Your Rx Coalition	(112,500.00)	311	CVS Admin	2024
4/29/2024	Health Ins. Dep. Eligibility Audit 07/01/2023 - 06/30/2024	(5,809.80)	219	Ongoing Dependent Eligibility	2024
		April \$ (40,955,008.79)			
Ending Balance		364,722,718.12			

April Account Summary		
101	Premiums	96,933,822.02
102	HRA Waiver Contribution	759,762.50
110	Investment Income	1,725,571.85
120	Drug Rebates - Express Scripts	0.00
121	Drug Rebates - CVS	71,253,203.89
130	Transfers <u>From</u> other plan year(s)	0.00
201	Medical Claims - Humana	0.00
202	Humana Admin	0.00
203	HRA Embedded Claims - Humana	0.00
204	HRA Waiver Claims - Humana	0.00
210	Medical Claims - Anthem	(127,702,585.28)
211	Carrum Claims	(64,706.00)
213	HRA Embedded Claims - Wage Works	(6,597,289.38)
214	HRA Waiver Claims - Wage Works	(2,713,618.45)
215	Anthem Admin	(3,821,415.50)
216	Wage Works Admin	(440,456.10)
217	MDX Medical Admin - Compass Choice	(79,084.10)
218	Rethink BH Services	(170,528.00)
219	Ongoing Dependent Eligibility Audit	(5,809.80)
220	Printing & Postage Services	0.00
221	WebMD Admin	(155,145.76)
222	WebMD Claims	0.00
223	Castlight Admin	(416,666.67)
224	Castlight Rewards	(250,665.00)
301	Pharmacy Claims - Express Scripts	0.00
302	Express Scripts Admin	0.00
310	Pharmacy Claims - CVS	(64,236,319.82)
311	CVS Admin	(2,887,161.87)
312	Pharmacy claims monitoring/audit	0.00
500	Transfers <u>To</u> other plan year(s)	0.00
501	Operating Transfer/ Exp & Adj	(2,085,917.32)
502	Transfer for Clinic Cleaning Services	0.00
503	Voided/NSF/Cancelled Check Fees	0.00
April		(40,955,008.79)

Kentucky Employees' Health Plan – Status Report

2nd Quarter, 2024

Attachment A – Transaction Report

Page A-9

May 2024 Cash Transaction Report

DATE	DESCRIPTION	AMOUNT	LRC Code	LRC Description	PL/YR
	<u>Beginning Balance</u>	<u>\$ 364,722,718.12</u>			
5/9/2024	Repayments - WW - CDHP - HRA - 2020	1,141.11	213	HRA Embedded Claims - Wage Works	2020
5/9/2024	Repayments - WW - HRA Waiver 2016 - 2020	460.73	214	HRA Waiver Claims - Wage Works	2020
5/9/2024	Repayments - WW - HRA Waiver D/V 2020	458.96	214	HRA Waiver Claims - Wage Works	2020
5/6/2024	Claims 2020	76,931.11	210	Medical Claims - Anthem	2020
5/14/2024	Claims 2020	1,026.46	210	Medical Claims - Anthem	2020
5/21/2024	Claims 2020	(1,379.47)	210	Medical Claims - Anthem	2020
5/28/2024	Claims 2020	(6,971.40)	210	Medical Claims - Anthem	2020
5/20/2024	Claims 2016 - 2020	68.00	310	Pharmacy Claims - CVS	2020
5/30/2024	Claims 2016 - 2020	321.00	310	Pharmacy Claims - CVS	2020
5/9/2024	Repayments - WW - HRA Waiver 2021	71.70	214	HRA Waiver Claims - Wage Works	2021
5/9/2024	Repayments - WW - HRA Waiver D/V 2021	73.95	214	HRA Waiver Claims - Wage Works	2021
5/6/2024	Claims 2021	1,249.63	210	Medical Claims - Anthem	2021
5/14/2024	Claims 2021	52,168.81	210	Medical Claims - Anthem	2021
5/28/2024	Claims 2021	38,558.81	210	Medical Claims - Anthem	2021
5/10/2024	Claims 2021	(92.74)	310	Pharmacy Claims - CVS	2021
5/9/2024	Repayments - WW - CDHP - HRA - 2022	384.57	213	HRA Embedded Claims - Wage Works	2022
5/9/2024	Repayments - WW - HRA Waiver 2022	0.98	214	HRA Waiver Claims - Wage Works	2022
5/6/2024	Claims 2022	319,873.24	210	Medical Claims - Anthem	2022
5/14/2024	Claims 2022	(188,749.59)	210	Medical Claims - Anthem	2022
5/21/2024	Claims 2022	(326,078.25)	210	Medical Claims - Anthem	2022
5/28/2024	Claims 2022	391,872.75	210	Medical Claims - Anthem	2022
5/6/2024	Claims 2022	(196.94)	310	Pharmacy Claims - CVS	2022
5/10/2024	Claims 2022	(3,055.66)	310	Pharmacy Claims - CVS	2022
5/20/2024	Claims 2022	358.71	310	Pharmacy Claims - CVS	2022
5/30/2024	Claims 2022	(68,419.83)	310	Pharmacy Claims - CVS	2022
5/6/2024	Claims 2023	209,272.84	210	Medical Claims - Anthem	2023
5/14/2024	Claims 2023	(681,739.26)	210	Medical Claims - Anthem	2023
5/21/2024	Claims 2023	(1,516,270.41)	210	Medical Claims - Anthem	2023
5/28/2024	Claims 2023	349,965.34	210	Medical Claims - Anthem	2023
5/23/2024	Correcting Plan Year on PRC 21*7349	3,817,789.50	215	Anthem Admin	2023
5/1/2024	CDHPHRA Claims 2023	(235.20)	213	HRA Embedded Claims - Wage Works	2023
5/2/2024	CDHPHRA Claims 2023	(296.23)	213	HRA Embedded Claims - Wage Works	2023
5/2/2024	HRA WAIVER Claims 2023	160.00	214	HRA Waiver Claims - Wage Works	2023
5/3/2024	CDHPHRA Claims 2023	70.52	213	HRA Embedded Claims - Wage Works	2023
5/6/2024	Claims 2023	(1,563.00)	310	Pharmacy Claims - CVS	2023
5/6/2024	CDHPHRA Claims 2023	246.74	213	HRA Embedded Claims - Wage Works	2023
5/6/2024	HRA WAIVER Claims 2023	133.73	214	HRA Waiver Claims - Wage Works	2023
5/6/2024	HRA WAIVER D/V Claims 2023	113.60	214	HRA Waiver Claims - Wage Works	2023
5/7/2024	CDHPHRA Claims 2023	(10.48)	213	HRA Embedded Claims - Wage Works	2023
5/7/2024	HRA WAIVER Claims 2023	68.84	214	HRA Waiver Claims - Wage Works	2023
5/8/2024	CDHPHRA Claims 2023	500.00	213	HRA Embedded Claims - Wage Works	2023
5/8/2024	HRA WAIVER Claims 2023	(849.39)	214	HRA Waiver Claims - Wage Works	2023
5/10/2024	Claims 2023	(19,272.09)	310	Pharmacy Claims - CVS	2023
5/13/2024	CDHPHRA Claims 2023	14.18	213	HRA Embedded Claims - Wage Works	2023
5/13/2024	HRA WAIVER Claims 2023	20.00	214	HRA Waiver Claims - Wage Works	2023
5/14/2024	HRA WAIVER Claims 2023	(106.50)	214	HRA Waiver Claims - Wage Works	2023
5/20/2024	Claims 2023	3,774.78	310	Pharmacy Claims - CVS	2023
5/20/2024	CDHPHRA Claims 2023	1,176.02	213	HRA Embedded Claims - Wage Works	2023
5/20/2024	HRA WAIVER Claims 2023	1,050.00	214	HRA Waiver Claims - Wage Works	2023
5/23/2024	CDHPHRA Claims 2023	(1,822.57)	213	HRA Embedded Claims - Wage Works	2023
5/28/2024	CDHPHRA Claims 2023	(695.81)	213	HRA Embedded Claims - Wage Works	2023
5/30/2024	Claims 2023	(8,571.79)	310	Pharmacy Claims - CVS	2023
6/4/2024	Investment Income	1,892,971.04	110	Investment Income	2024
5/9/2024	HRA Waiver 2024	305,287.50	102	HRA Waiver Contribution	2024

Kentucky Employees' Health Plan – Status Report

2nd Quarter, 2024

Attachment A – Transaction Report

Page A-10

DATE	DESCRIPTION	AMOUNT	LRC Code	LRC Description	PL/YR
5/9/2024	Health Insurance Premiums 2024	17,202,536.08	101	Premiums	2024
5/23/2024	HRA Waiver 2024	311,237.50	102	HRA Waiver Contribution	2024
5/23/2024	Health Insurance Premiums 2024	17,283,597.68	101	Premiums	2024
5/15/2024	Health Insurance Premiums 2024	3,946.80	101	Premiums	2024
5/21/2024	Health Insurance Premiums 2024	517.97	101	Premiums	2024
5/29/2024	HRA Waiver 2024	175.00	102	HRA Waiver Contribution	2024
5/29/2024	Health Insurance Premiums 2024	4,031.92	101	Premiums	2024
5/9/2024	Health Insurance Premiums 2024	459.34	101	Premiums	2024
5/9/2024	Health Insurance Premiums 2024	(90.00)	101	Premiums	2024
5/1/2024	Health Insurance Premiums 2024	991.37	101	Premiums	2024
5/1/2024	Health Insurance Premiums 2024	2,760,946.07	101	Premiums	2024
5/1/2024	HRA Waiver 2024	13,737.50	102	HRA Waiver Contribution	2024
5/1/2024	HRA Waiver Dental/Vision 2024	22,225.00	102	HRA Waiver Contribution	2024
5/2/2024	Health Insurance Premiums 2024	117.48	101	Premiums	2024
5/2/2024	Health Insurance Premiums 2024	3,039,022.91	101	Premiums	2024
5/2/2024	HRA Waiver 2024	19,775.00	102	HRA Waiver Contribution	2024
5/2/2024	HRA Waiver Dental/Vision 2024	28,604.50	102	HRA Waiver Contribution	2024
5/2/2024	Health Insurance Premiums 2024	177,315.59	101	Premiums	2024
5/2/2024	HRA Dental/Vision 2024	4,025.00	102	HRA Waiver Contribution	2024
5/2/2024	HRA Waiver 2024	2,187.50	102	HRA Waiver Contribution	2024
5/3/2024	Fayette Co BOE 04-2024 Health	866,073.32	101	Premiums	2024
5/3/2024	KCTCS 04-2024 Health Ins	4,103,424.31	101	Premiums	2024
5/8/2024	KCTCS 04-2024 Health premiums	192,539.96	101	Premiums	2024
5/3/2024	Health Insurance Premiums 2024	634.12	101	Premiums	2024
5/3/2024	Health Insurance Premiums 2024	921,318.69	101	Premiums	2024
5/8/2024	Health Insurance Premiums 2024	248.94	101	Premiums	2024
5/6/2024	Health Insurance Premiums 2024	733,881.26	101	Premiums	2024
5/6/2024	HRA Waiver 2024	2,100.00	102	HRA Waiver Contribution	2024
5/6/2024	HRA Waiver Dental/Vision 2024	700.00	102	HRA Waiver Contribution	2024
5/6/2024	Health Insurance Premiums 2024	920,086.02	101	Premiums	2024
5/6/2024	HRA Waiver 2024	2,450.00	102	HRA Waiver Contribution	2024
5/6/2024	HRA Waiver Dental/Vision 2024	3,675.00	102	HRA Waiver Contribution	2024
5/8/2024	Health Insurance Premiums 2024	462.82	101	Premiums	2024
5/8/2024	KCTCS 04-2024 Health premiums Correction	(0.40)	101	Premiums	2024
5/9/2024	Health Insurance Premiums 2024	257,118.95	101	Premiums	2024
5/9/2024	HRA Waiver 2024	1,400.00	102	HRA Waiver Contribution	2024
5/9/2024	HRA Waiver Dental/Vision 2024	2,800.00	102	HRA Waiver Contribution	2024
5/9/2024	Health Insurance Premiums 2024	129.70	101	Premiums	2024
5/9/2024	Health Insurance Premiums 2024	254.10	101	Premiums	2024
5/9/2024	Health Insurance Premiums 2024	9,327.36	101	Premiums	2024
5/10/2024	Health Insurance Premiums 2024	88,997.96	101	Premiums	2024
5/10/2024	HRA Waiver 2024	525.00	102	HRA Waiver Contribution	2024
5/10/2024	HRA Waiver Dental/Vision 2024	1,400.00	102	HRA Waiver Contribution	2024
5/13/2024	Health Insurance Premiums 2024	46.73	101	Premiums	2024
5/13/2024	Health Insurance Premiums 2024	275,498.18	101	Premiums	2024
5/13/2024	HRA Waiver 2024	350.00	102	HRA Waiver Contribution	2024
5/13/2024	Health Insurance Premiums 2024	76,638.72	101	Premiums	2024
5/14/2024	Health Insurance Premiums 2024	2,470.86	101	Premiums	2024
5/14/2024	Health Insurance Premiums 2024	137.06	101	Premiums	2024
5/15/2024	Health Insurance Premiums 2024	83.87	101	Premiums	2024
5/15/2024	Health Insurance Premiums 2024	420,860.36	101	Premiums	2024
5/15/2024	HRA Waiver 2024	350.00	102	HRA Waiver Contribution	2024
5/16/2024	Health Insurance Premiums 2024	258.29	101	Premiums	2024
5/16/2024	COBRA premiums Apr 2024 - WW	164,642.13	101	Premiums	2024
5/17/2024	Health Insurance Premiums 2024	93.46	101	Premiums	2024
5/16/2024	Health Insurance Premiums 2024	422,596.56	101	Premiums	2024
5/16/2024	HRA Waiver Dental/Vision 2024	175.00	102	HRA Waiver Contribution	2024
5/17/2024	Health Insurance Premiums 2024	674.21	101	Premiums	2024

Kentucky Employees' Health Plan – Status Report

2nd Quarter, 2024

Attachment A – Transaction Report

Page A-11

DATE	DESCRIPTION	AMOUNT	LRC Code	LRC Description	PL/YR
5/17/2024	Health Insurance Premiums 2024	478,832.77	101	Premiums	2024
5/17/2024	HRA Waiver 2024	525.00	102	HRA Waiver Contribution	2024
5/17/2024	HRA Waiver Dental/Vision 2024	1,225.00	102	HRA Waiver Contribution	2024
5/20/2024	Health Insurance Premiums 2024	616,042.13	101	Premiums	2024
5/20/2024	HRA Waiver Dental/Vision 2024	175.00	102	HRA Waiver Contribution	2024
5/20/2024	Health Insurance Premiums 2024	606,134.97	101	Premiums	2024
5/20/2024	HRA Waiver 2024	1,225.00	102	HRA Waiver Contribution	2024
5/20/2024	HRA Waiver Dental/Vision 2024	175.00	102	HRA Waiver Contribution	2024
5/21/2024	Health Insurance Premiums 2024	158.03	101	Premiums	2024
5/22/2024	Health Insurance Premiums 2024	428,682.02	101	Premiums	2024
5/22/2024	HRA Waiver 2024	2,275.00	102	HRA Waiver Contribution	2024
5/22/2024	HRA Waiver Dental/Vision 2024	700.00	102	HRA Waiver Contribution	2024
5/22/2024	Health Insurance Premiums 2024	244.57	101	Premiums	2024
5/23/2024	Health Insurance Premiums 2024	424.55	101	Premiums	2024
5/23/2024	Health Insurance Premiums 2024	367,625.30	101	Premiums	2024
5/23/2024	HRA Waiver 2024	1,050.00	102	HRA Waiver Contribution	2024
5/23/2024	HRA Waiver Dental/Vision 2024	1,050.00	102	HRA Waiver Contribution	2024
5/24/2024	Health Insurance Premiums 2024	310,303.57	101	Premiums	2024
5/24/2024	HRA Waiver 2024	175.00	102	HRA Waiver Contribution	2024
5/28/2024	Health Insurance Premiums 2024	1,067.70	101	Premiums	2024
5/28/2024	Health Insurance Premiums 2024	1,448,162.39	101	Premiums	2024
5/28/2024	HRA Waiver 2024	7,525.00	102	HRA Waiver Contribution	2024
5/28/2024	HRA Waiver Dental/Vision 2024	5,425.00	102	HRA Waiver Contribution	2024
5/28/2024	Health Insurance Premiums 2024	831,250.36	101	Premiums	2024
5/28/2024	HRA Waiver 2024	5,775.00	102	HRA Waiver Contribution	2024
5/28/2024	HRA Waiver Dental/Vision 2024	9,275.00	102	HRA Waiver Contribution	2024
5/28/2024	Health Insurance Premiums 2024	42,784.86	101	Premiums	2024
5/28/2024	Jefferson Co BOE 05/2024 Health	1,823,526.87	101	Premiums	2024
5/29/2024	Judicial Retirement Sys health insurance premiums	5,831.44	101	Premiums	2024
5/29/2024	Judicial Retirement Sys health insurance premiums	85,915.24	101	Premiums	2024
5/29/2024	Legislative Retirement Sys health insurance premiums	3,414.60	101	Premiums	2024
5/29/2024	Legislative Retirement Sys health premiums and admin	31,094.64	101	Premiums	2024
5/29/2024	Health Insurance Premiums 2024	89.14	101	Premiums	2024
5/29/2024	Health Insurance Premiums 2024	60,605.44	101	Premiums	2024
5/30/2024	Health Insurance Premiums 2024	360.45	101	Premiums	2024
5/30/2024	Health Insurance Premiums 2024	86.90	101	Premiums	2024
5/30/2024	Health Insurance Premiums 2024	1,528,729.13	101	Premiums	2024
5/30/2024	HRA Waiver 2024	2,275.00	102	HRA Waiver Contribution	2024
5/30/2024	HRA Waiver Dental/Vision 2024	875.00	102	HRA Waiver Contribution	2024
5/31/2024	Health Insurance Premiums 2024	1,473,838.59	101	Premiums	2024
5/31/2024	HRA Waiver 2024	700.00	102	HRA Waiver Contribution	2024
5/31/2024	HRA Waiver Dental/Vision 2024	525.00	102	HRA Waiver Contribution	2024
5/2/2024	Castlight Hub and Wellness	(416,666.67)	223	Castlight Admin	2024
5/2/2024	Castlight Gift Cards Rewards	(434,255.00)	224	Castlight Rewards	2024
5/6/2024	Claims 2024	(23,920,575.35)	210	Medical Claims - Anthem	2024
5/7/2024	Administration of Paper Claims ADMIN FEE	(1,072.50)	311	CVS Admin	2024
5/7/2024	Electronic Claims Processing ADMIN FEE	(94,233.00)	311	CVS Admin	2024
5/9/2024	ADMIN FEE for members residing in other states	(114.32)	215	Anthem Admin	2024
5/10/2024	Claims (Bridge Supply) ADMIN FEE	(4,000.00)	311	CVS Admin	2024
5/10/2024	Claims (Bridge Supply) ADMIN FEE	(2,500.00)	311	CVS Admin	2024
5/14/2024	ANTHEM ADMIN FEE	(3,813,956.30)	215	Anthem Admin	2024
5/14/2024	Claims 2024	(27,227,152.69)	210	Medical Claims - Anthem	2024
5/15/2024	DC FSA 2024	(1,416.80)	216	WW Health Equity Admin	2024
5/15/2024	HCDC FSA 2024	(2,489.20)	216	WW Health Equity Admin	2024
5/15/2024	HC FSA 2024	(68,885.60)	216	WW Health Equity Admin	2024
5/15/2024	HRA 2024	(330,696.80)	216	WW Health Equity Admin	2024
5/15/2024	COBRA Enrollment Kits ADMIN FEES	(90.00)	216	WW Health Equity Admin	2024
5/15/2024	COBRA General Notice Fee ADMIN FEES	(3,762.00)	216	WW Health Equity Admin	2024

Kentucky Employees' Health Plan – Status Report

2nd Quarter, 2024

Attachment A – Transaction Report

Page A-12

DATE	DESCRIPTION	AMOUNT	LRC Code	LRC Description	PL/YR
5/15/2024	COBRA MONTHLY (PPPM) ADMIN FEES	(35,902.50)	216	WW Health Equity Admin	2024
5/17/2024	FY24 Employee Clinics plus data feed to Merative	(153,024.39)	210	Medical Claims - Anthem	2024
5/20/2024	Claims (Bridge Supply) ADMIN FEE	(30,000.00)	311	CVS Admin	2024
5/20/2024	Administration of Paper Claims ADMIN FEE	(1,593.00)	311	CVS Admin	2024
5/20/2024	Electronic Claims Processing ADMIN FEE	(81,385.00)	311	CVS Admin	2024
5/20/2024	ANTHEM ADMIN FEE	(3,600.10)	215	Anthem Admin	2024
5/21/2024	Claims 2024	(23,178,812.60)	210	Medical Claims - Anthem	2024
5/22/2024	Administration of Paper Claims ADMIN FEE	(3,151.50)	311	CVS Admin	2024
5/22/2024	Appeals ADMIN FEE	(121,300.00)	311	CVS Admin	2024
5/22/2024	Claims (TDC PMPM) ADMIN FEE	(193,574.83)	311	CVS Admin	2024
5/22/2024	Drug Savings Review ADMIN FEE	(79,551.30)	311	CVS Admin	2024
5/22/2024	Electronic Claims Processing ADMIN FEE	(85,134.08)	311	CVS Admin	2024
5/22/2024	Enhanced Safety & Monitoring ADMIN FEE	(10,606.84)	311	CVS Admin	2024
5/22/2024	Nursing Services ADMIN FEE	(6,445.00)	311	CVS Admin	2024
5/22/2024	Pharmacy Advisor Counseling ADMIN FEE	(159,102.60)	311	CVS Admin	2024
5/22/2024	Prior Authorization ADMIN FEE	(310,620.00)	311	CVS Admin	2024
5/22/2024	PrudentRx ADMIN FEE	(1,129,277.55)	311	CVS Admin	2024
5/23/2024	Claims (Bridge Supply) ADMIN FEE	(38,793.00)	311	CVS Admin	2024
5/23/2024	Claims ADMIN FEE	(29,861.75)	311	CVS Admin	2024
5/23/2024	MDX SAPPHERE - SMARTSHOPPER ADMIN FEES	(77,506.00)	217	MDX Medical Admin - Compass Choice	2024
5/28/2024	WebMD Wellbeing Consultants 04/2024	(65,833.33)	221	WebMD Admin	2024
5/28/2024	Claims 2024	(25,271,872.33)	210	Medical Claims - Anthem	2024
5/29/2024	Administration of Paper Claims ADMIN FEE	(1,075.50)	311	CVS Admin	2024
5/29/2024	Electronic Claims Processing ADMIN FEE	(94,425.00)	311	CVS Admin	2024
5/30/2024	PrudentRx ADMIN FEE balance remainder	(241,790.83)	311	CVS Admin	2024
5/17/2024	Health Insurance Refund	(44.57)	101	Premiums	2024
5/9/2024	Health Insurance Refund	(44.57)	101	Premiums	2024
5/23/2024	Health Insurance Refund	(127.05)	101	Premiums	2024
5/17/2024	Health Insurance Refund	(174.96)	101	Premiums	2024
5/17/2024	Health Insurance Refund	(177.06)	101	Premiums	2024
5/23/2024	Health Insurance Refund	(133.71)	101	Premiums	2024
5/8/2024	Health Insurance Refund	(89.37)	101	Premiums	2024
5/9/2024	Health Insurance Refund	(199.46)	101	Premiums	2024
5/23/2024	Health Insurance Refund	(14.17)	101	Premiums	2024
5/2/2024	KDE Health Insurance Premiums 2024	80,570,388.88	101	Premiums	2024
5/2/2024	KDE HRA Waiver 2024	2,201,488.90	102	HRA Waiver Contribution	2024
5/2/2024	KDE HRA Waiver Dental/Vision 2024	1,488,488.00	102	HRA Waiver Contribution	2024
5/20/2024	KDE HRA Waiver 2024	2,190,487.00	102	HRA Waiver Contribution	2024
5/20/2024	KDE HRA Waiver Dental/Vision 2024	1,441,164.50	102	HRA Waiver Contribution	2024
5/21/2024	KDE FSA admin fees	47,068.00	216	WW Health Equity Admin	2024
5/14/2024	KRS 05-2024 health insurance premiums	28,322,555.48	101	Premiums	2024
5/28/2024	KTRS health insurance premiums 05/2024	9,222,018.23	101	Premiums	2024
5/10/2024	March 2024 VELOCITI Frankfort Clinic Inspections	(1,216.28)	502	Transfer for Clinic Services	2024
5/10/2024	April 2024 VELOCITI Frankfort Clinic Inspections CANX,	(1,216.28)	502	Transfer for Clinic Services	2024
5/23/2024	Correction to Plan Year for PRC 21*7349	(3,817,789.50)	215	Anthem Admin	2024
5/1/2024	CDHPHRA Claims 2024	(300,897.92)	213	HRA Embedded Claims - Wage Works	2024
5/1/2024	HRA WAIVER Claims 2024	(86,869.99)	214	HRA Waiver Claims - Wage Works	2024
5/1/2024	HRA WAIVER D/V Claims 2024	(26,296.32)	214	HRA Waiver Claims - Wage Works	2024
5/2/2024	CDHPHRA Claims 2024	(65,267.77)	213	HRA Embedded Claims - Wage Works	2024
5/2/2024	HRA WAIVER Claims 2024	(25,799.52)	214	HRA Waiver Claims - Wage Works	2024
5/2/2024	HRA WAIVER D/V Claims 2024	(7,332.39)	214	HRA Waiver Claims - Wage Works	2024
5/3/2024	CDHPHRA Claims 2024	(224,543.88)	213	HRA Embedded Claims - Wage Works	2024
5/3/2024	HRA WAIVER Claims 2024	(77,307.86)	214	HRA Waiver Claims - Wage Works	2024
5/3/2024	HRA WAIVER D/V Claims 2024	(22,740.14)	214	HRA Waiver Claims - Wage Works	2024
5/6/2024	Claims 2024	(14,362,601.50)	310	Pharmacy Claims - CVS	2024
5/6/2024	CDHPHRA Claims 2024	(296,218.65)	213	HRA Embedded Claims - Wage Works	2024
5/6/2024	HRA WAIVER Claims 2024	(82,989.51)	214	HRA Waiver Claims - Wage Works	2024
5/6/2024	HRA WAIVER D/V Claims 2024	(33,949.06)	214	HRA Waiver Claims - Wage Works	2024

Kentucky Employees' Health Plan – Status Report

2nd Quarter, 2024

Attachment A – Transaction Report

Page A-13

DATE	DESCRIPTION	AMOUNT	LRC Code	LRC Description	PL/YR
5/7/2024	CDHPHRA Claims 2024	(429,240.46)	213	HRA Embedded Claims - Wage Works	2024
5/7/2024	HRA WAIVER Claims 2024	(120,735.03)	214	HRA Waiver Claims - Wage Works	2024
5/7/2024	HRA WAIVER D/V Claims 2024	(55,600.22)	214	HRA Waiver Claims - Wage Works	2024
5/8/2024	CDHPHRA Claims 2024	(301,958.87)	213	HRA Embedded Claims - Wage Works	2024
5/8/2024	HRA WAIVER Claims 2024	(86,073.03)	214	HRA Waiver Claims - Wage Works	2024
5/8/2024	HRA WAIVER D/V Claims 2024	(29,306.93)	214	HRA Waiver Claims - Wage Works	2024
5/9/2024	CDHPHRA claims 2024	(96,411.70)	213	HRA Embedded Claims - Wage Works	2024
5/9/2024	HRA WAIVER Claims 2024	(28,191.56)	214	HRA Waiver Claims - Wage Works	2024
5/9/2024	HRA WAIVER D/V Claims 2024	(12,281.54)	214	HRA Waiver Claims - Wage Works	2024
5/10/2024	Claims 2024	(14,614,887.29)	310	Pharmacy Claims - CVS	2024
5/10/2024	CDHPHRA Claims 2024	(244,149.94)	213	HRA Embedded Claims - Wage Works	2024
5/10/2024	HRA WAIVER Claims 2024	(71,263.30)	214	HRA Waiver Claims - Wage Works	2024
5/10/2024	HRA WAIVER D/V Claims 2024	(14,960.46)	214	HRA Waiver Claims - Wage Works	2024
5/13/2024	CDHPHRA Claims 2024	(270,434.72)	213	HRA Embedded Claims - Wage Works	2024
5/13/2024	HRA WAIVER Claims 2024	(68,144.98)	214	HRA Waiver Claims - Wage Works	2024
5/13/2024	HRA WAIVER D/V Claims 2024	(28,391.70)	214	HRA Waiver Claims - Wage Works	2024
5/14/2024	CDHPHRA Claims 2024	(422,986.66)	213	HRA Embedded Claims - Wage Works	2024
5/14/2024	HRA WAIVER Claims 2024	(106,216.90)	214	HRA Waiver Claims - Wage Works	2024
5/14/2024	HRA WAIVER D/V Claims 2024	(39,013.75)	214	HRA Waiver Claims - Wage Works	2024
5/15/2024	CDHPHRA Claims 2024	(268,467.36)	213	HRA Embedded Claims - Wage Works	2024
5/15/2024	HRA WAIVER Claims 2024	(87,264.41)	214	HRA Waiver Claims - Wage Works	2024
5/15/2024	HRA WAIVER D/V Claims 2024	(22,572.02)	214	HRA Waiver Claims - Wage Works	2024
5/16/2024	CDHPHRA Claims 2024	(72,449.07)	213	HRA Embedded Claims - Wage Works	2024
5/16/2024	HRA WAIVER Claims 2024	(23,949.49)	214	HRA Waiver Claims - Wage Works	2024
5/16/2024	HRA WAIVER D/V Claims 2024	(12,912.56)	214	HRA Waiver Claims - Wage Works	2024
5/17/2024	CDHPHRA Claims 2024	(223,039.31)	213	HRA Embedded Claims - Wage Works	2024
5/17/2024	HRA WAIVER Claims 2024	(59,617.12)	214	HRA Waiver Claims - Wage Works	2024
5/17/2024	HRA WAIVER D/V Claims 2024	(19,245.49)	214	HRA Waiver Claims - Wage Works	2024
5/20/2024	Claims 2024	(17,888,487.94)	310	Pharmacy Claims - CVS	2024
5/20/2024	CDHPHRA Claims 2024	(282,472.71)	213	HRA Embedded Claims - Wage Works	2024
5/20/2024	HRA WAIVER Claims 2024	(68,350.94)	214	HRA Waiver Claims - Wage Works	2024
5/20/2024	HRA WAIVER D/V Claims 2024	(25,549.04)	214	HRA Waiver Claims - Wage Works	2024
5/21/2024	CDHPHRA Claims 2024	(483,429.90)	213	HRA Embedded Claims - Wage Works	2024
5/21/2024	HRA WAIVER Claims 2024	(128,165.49)	214	HRA Waiver Claims - Wage Works	2024
5/21/2024	HRA WAIVER D/V Claims 2024	(48,865.78)	214	HRA Waiver Claims - Wage Works	2024
5/22/2024	CDHPHRA Claims 2024	(282,798.83)	213	HRA Embedded Claims - Wage Works	2024
5/22/2024	HRA WAIVER Claims 2024	(82,272.20)	214	HRA Waiver Claims - Wage Works	2024
5/22/2024	HRA WAIVER D/V Claims 2024	(19,068.86)	214	HRA Waiver Claims - Wage Works	2024
5/23/2024	CDHPHRA Claims 2024	(77,558.00)	213	HRA Embedded Claims - Wage Works	2024
5/23/2024	HRA WAIVER Claims 2024	(25,255.53)	214	HRA Waiver Claims - Wage Works	2024
5/23/2024	HRA WAIVER D/V Claims 2024	(5,004.97)	214	HRA Waiver Claims - Wage Works	2024
5/24/2024	CDHPHRA Claims 2024	(210,801.80)	213	HRA Embedded Claims - Wage Works	2024
5/24/2024	HRA WAIVER Claims 2024	(55,994.40)	214	HRA Waiver Claims - Wage Works	2024
5/24/2024	HRA WAIVER D/V Claims 2024	(22,563.99)	214	HRA Waiver Claims - Wage Works	2024
5/28/2024	CDHPHRA Claims 2024	(274,245.95)	213	HRA Embedded Claims - Wage Works	2024
5/28/2024	HRA WAIVER Claims 2024	(86,665.02)	214	HRA Waiver Claims - Wage Works	2024
5/28/2024	HRA WAIVER D/V Claims 2024	(42,850.45)	214	HRA Waiver Claims - Wage Works	2024
5/29/2024	CDHPHRA Claims 2024	(659,536.40)	213	HRA Embedded Claims - Wage Works	2024
5/29/2024	HRA WAIVER Claims 2024	(197,216.58)	214	HRA Waiver Claims - Wage Works	2024
5/29/2024	HRA WAIVER D/V Claims 2024	(66,161.18)	214	HRA Waiver Claims - Wage Works	2024
5/30/2024	CDHPHRA Claims 2024	(97,061.47)	213	HRA Embedded Claims - Wage Works	2024
5/30/2024	HRA WAIVER Claims 2024	(16,394.95)	214	HRA Waiver Claims - Wage Works	2024
5/30/2024	HRA WAIVER D/V Claims 2024	(10,987.81)	214	HRA Waiver Claims - Wage Works	2024
5/30/2024	Claims 2024	(17,126,820.00)	310	Pharmacy Claims - CVS	2024
5/31/2024	CDHPHRA Claims 2024	(51,207.73)	213	HRA Embedded Claims - Wage Works	2024
5/31/2024	HRA WAIVER Claims 2024	(17,486.71)	214	HRA Waiver Claims - Wage Works	2024
5/31/2024	HRA WAIVER D/V Claims 2024	(4,576.93)	214	HRA Waiver Claims - Wage Works	2024
5/6/2024	ALIGHT ONGOING DEP ELIGIBILITY AUDIT 02/2024	(6,191.60)	219	Ongoing Dependent Eligibility	2024

Kentucky Employees' Health Plan – Status Report
2nd Quarter, 2024
Attachment A – Transaction Report
Page A-14

DATE	DESCRIPTION	AMOUNT	LRC Code	LRC Description	PL/YR
5/29/2024	Pharmacy RX Claims Monitoring	(20,250.00)	312	Pharmacy claims monitoring/audit	2024
5/30/2024	ALIGHT ONGOING DEP ELIGIBILITY AUDIT 04/2024	(5,239.40)	219	Ongoing Dependent Eligibility	2024
		May \$ <u>7,281,410.76</u>			
	Ending Balance	372,004,128.88			

Kentucky Employees' Health Plan – Status Report

2nd Quarter, 2024

Attachment A – Transaction Report

Page A-15

May Account Summary		
101	Premiums	178,191,054.08
102	HRA Waiver Contribution	8,085,757.90
110	Investment Income	1,892,971.04
120	Drug Rebates - Express Scripts	0.00
121	Drug Rebates - CVS	0.00
130	Transfers <u>From</u> other plan year(s)	0.00
201	Medical Claims - Humana	0.00
202	Humana Admin	0.00
203	HRA Embedded Claims - Humana	0.00
204	HRA Waiver Claims - Humana	0.00
210	Medical Claims - Anthem	(101,031,706.75)
211	Carrum Claims	0.00
213	HRA Embedded Claims - Wage Works	(5,634,706.25)
214	HRA Waiver Claims - Wage Works	(2,170,799.51)
215	Anthem Admin	(3,817,670.72)
216	Wage Works Admin	(396,174.90)
217	MDX Medical Admin - Compass Choice	(77,506.00)
218	Rethink BH Services	0.00
219	Ongoing Dependent Eligibility Audit	(11,431.00)
220	Printing & Postage Services	0.00
221	WebMD Admin	(65,833.33)
222	WebMD Claims	0.00
223	Castlight Admin	(416,666.67)
224	Castlight Rewards	(434,255.00)
301	Pharmacy Claims - Express Scripts	0.00
302	Express Scripts Admin	0.00
310	Pharmacy Claims - CVS	(64,089,446.29)
311	CVS Admin	(2,719,493.28)
312	Pharmacy claims monitoring/audit	(20,250.00)
500	Transfers <u>To</u> other plan year(s)	0.00
501	Operating Transfer/ Exp & Adj	0.00
502	Transfer for Clinic Cleaning Services	(2,432.56)
503	Voided/NSF/Cancelled Check Fees	0.00
May		\$7,281,410.76

Kentucky Employees' Health Plan – Status Report
2nd Quarter, 2024
Attachment A – Transaction Report
Page A-16

June 2024 Cash Transaction Report

DATE	DESCRIPTION	AMOUNT	LRC Code	LRC Description	PL/YR
	Beginning Balance	\$ 372,004,128.88			
6/7/2024	Repayments - WW - CDHP - HRA - 2020	186.80	213	HRA Embedded Claims - Wage Works	2020
6/7/2024	Repayments - WW - HRA Waiver 2016 - 2020	324.13	214	HRA Waiver Claims - Wage Works	2020
6/7/2024	Repayments - WW - HRA Waiver D/V 2020	126.60	214	HRA Waiver Claims - Wage Works	2020
6/11/2024	Claims 2020	1,239.57	210	Medical Claims - Anthem	2020
6/18/2024	Claims 2020	(25,056.82)	210	Medical Claims - Anthem	2020
6/25/2024	Claims 2020	64,469.98	210	Medical Claims - Anthem	2020
6/6/2024	Claims 2016 - 2020	201.41	310	Pharmacy Claims - CVS	2020
6/3/2024	Claims 2021	(143.79)	210	Medical Claims - Anthem	2021
6/11/2024	Claims 2021	(3,419.70)	210	Medical Claims - Anthem	2021
6/18/2024	Claims 2021	(77,379.36)	210	Medical Claims - Anthem	2021
6/25/2024	Claims 2021	608.91	210	Medical Claims - Anthem	2021
6/13/2024	CDHPHRA Claims 2021	(5,084.52)	213	HRA Embedded Claims - Wage Works	2021
6/13/2024	HRA WAIVER D/V Claims 2021	5,084.52	214	HRA Waiver Claims - Wage Works	2021
6/6/2024	Escheated - WW - CDHPHRA - 2022	5,120.35	213	HRA Embedded Claims - Wage Works	2022
6/6/2024	Escheated - WW - WDVHRA 2022	679.27	214	HRA Waiver Claims - Wage Works	2022
6/6/2024	Escheated - WW - WHRA - 2022	2,829.54	214	HRA Waiver Claims - Wage Works	2022
6/7/2024	Repayments - WW - CDHP - HRA - 2022	796.60	213	HRA Embedded Claims - Wage Works	2022
6/7/2024	Repayments - WW - HRA Waiver 2022	231.90	214	HRA Waiver Claims - Wage Works	2022
6/7/2024	Repayments - WW - HRA Waiver D/V 2022	44.99	214	HRA Waiver Claims - Wage Works	2022
6/3/2024	Claims 2022	46,177.92	210	Medical Claims - Anthem	2022
6/11/2024	Claims 2022	130,444.68	210	Medical Claims - Anthem	2022
6/18/2024	Claims 2022	(64,370.41)	210	Medical Claims - Anthem	2022
6/25/2024	Claims 2022	79,847.36	210	Medical Claims - Anthem	2022
6/6/2024	Claims 2022	10.06	310	Pharmacy Claims - CVS	2022
6/12/2024	Claims 2022	(571.18)	310	Pharmacy Claims - CVS	2022
6/18/2024	WebMD refund for Prefunded account	1,752,218.62	222	WebMD Claims Reimbursement	2023
6/17/2024	WebMD Customer Satisfaction Performance Guarantee	11,136.00	221	WebMD Admin	2023
6/17/2024	WebMD Incentive Management Performance	11,136.00	221	WebMD Admin	2023
6/18/2024	WebMD refund for Prefunded account	255.61	222	WebMD Claims Reimbursement	2023
6/3/2024	Claims 2023	(145,344.22)	210	Medical Claims - Anthem	2023
6/11/2024	Claims 2023	(271,038.92)	210	Medical Claims - Anthem	2023
6/18/2024	Claims 2023	(319,356.53)	210	Medical Claims - Anthem	2023
6/25/2024	Claims 2023	725,763.18	210	Medical Claims - Anthem	2023
6/4/2024	CDHPHRA Claims 2023	75.72	213	HRA Embedded Claims - Wage Works	2023
6/6/2024	Claims 2023	15,226.36	310	Pharmacy Claims - CVS	2023
6/11/2024	HRA WAIVER Claims 2023	26.91	214	HRA Waiver Claims - Wage Works	2023
6/12/2024	Claims 2023	1,903.41	310	Pharmacy Claims - CVS	2023
6/12/2024	CDHPHRA Claims 2023	29.26	213	HRA Embedded Claims - Wage Works	2023
6/13/2024	HRA WAIVER Claims 2023	(104.04)	214	HRA Waiver Claims - Wage Works	2023
6/18/2024	CDHPHRA Claims 2023	(912.53)	213	HRA Embedded Claims - Wage Works	2023
6/20/2024	Claims 2023	3,359.10	310	Pharmacy Claims - CVS	2023
6/25/2024	CDHPHRA Claims 2023	26.90	213	HRA Embedded Claims - Wage Works	2023
6/25/2024	HRA WAIVER Claims 2023	10.71	214	HRA Waiver Claims - Wage Works	2023
6/26/2024	Claims 2023	(9,164.00)	310	Pharmacy Claims - CVS	2023
7/2/2024	Investment income	1,567,833.20	110	Investment Income	2024
6/10/2024	HRA Waiver 2024	305,025.00	102	HRA Waiver Contribution	2024
6/10/2024	Health Insurance Premiums 2024	17,215,024.58	101	Premiums	2024
6/25/2024	HRA Waiver 2024	308,175.00	102	HRA Waiver Contribution	2024
6/25/2024	Health Insurance Premiums 2024	17,328,657.48	101	Premiums	2024
6/5/2024	Health Insurance Premiums 2024	26.73	101	Premiums	2024
6/13/2024	HRA Waiver 2024	262.50	102	HRA Waiver Contribution	2024
6/13/2024	Health Insurance Premiums 2024	4,154.98	101	Premiums	2024
6/20/2024	Health Insurance Premiums 2024	(474.52)	101	Premiums	2024
6/27/2024	HRA Waiver 2024	87.50	102	HRA Waiver Contribution	2024

Kentucky Employees' Health Plan – Status Report

2nd Quarter, 2024

Attachment A – Transaction Report

Page A-17

DATE	DESCRIPTION	AMOUNT	LRC Code	LRC Description	PL/YR
6/27/2024	Health Insurance Premiums 2024	4,056.89	101	Premiums	2024
6/4/2024	Health Insurance Premiums 2024	53.46	101	Premiums	2024
6/3/2024	Health Insurance Premiums 2024	2,575,630.56	101	Premiums	2024
6/3/2024	HRA Waiver 2024	9,450.00	102	HRA Waiver Contribution	2024
6/3/2024	HRA Waiver Dental/Vision 2024	8,225.00	102	HRA Waiver Contribution	2024
6/3/2024	Health Insurance Premiums 2024	2,179,855.53	101	Premiums	2024
6/3/2024	HRA Waiver 2024	25,812.50	102	HRA Waiver Contribution	2024
6/3/2024	HRA Waiver Dental/Vision 2024	48,288.00	102	HRA Waiver Contribution	2024
6/5/2024	Health Insurance Premiums 2024	18.80	101	Premiums	2024
6/4/2024	Health Insurance Premiums 2024	126,497.79	101	Premiums	2024
6/5/2024	KCTCS 05-2024 Health Ins	4,119,983.64	101	Premiums	2024
6/5/2024	KCTCS 05-2024 Health premiums	180,027.46	101	Premiums	2024
6/5/2024	Health Insurance Premiums 2024	179,302.69	101	Premiums	2024
6/5/2024	HRA Dental/Vision 2024	4,025.00	102	HRA Waiver Contribution	2024
6/5/2024	HRA Waiver 2024	2,187.50	102	HRA Waiver Contribution	2024
6/5/2024	Health Insurance Premiums 2024	378.29	101	Premiums	2024
6/5/2024	Health Insurance Premiums 2024	1,187,036.05	101	Premiums	2024
6/5/2024	HRA Waiver 2024	3,325.00	102	HRA Waiver Contribution	2024
6/5/2024	HRA Waiver Dental/Vision 2024	875.00	102	HRA Waiver Contribution	2024
6/6/2024	Health Insurance Premiums 2024	404.34	101	Premiums	2024
6/6/2024	Health Insurance Premiums 2024	753,786.52	101	Premiums	2024
6/7/2024	Health Insurance Premiums 2024	443,296.39	101	Premiums	2024
6/10/2024	Health Insurance Premiums 2024	18.38	101	Premiums	2024
6/10/2024	Health Insurance Premiums 2024	292,714.67	101	Premiums	2024
6/10/2024	HRA Waiver 2024	1,400.00	102	HRA Waiver Contribution	2024
6/10/2024	HRA Waiver Dental/Vision 2024	2,012.50	102	HRA Waiver Contribution	2024
6/10/2024	Health Insurance Premiums 2024	62,651.86	101	Premiums	2024
6/11/2024	Health Insurance Premiums 2024	2,479.70	101	Premiums	2024
6/12/2024	Health Insurance Premiums 2024	658.58	101	Premiums	2024
6/13/2024	Fayette Co BOE 05-2024 Health	864,254.45	101	Premiums	2024
6/12/2024	Health Insurance Premiums 2024	340,050.35	101	Premiums	2024
6/12/2024	HRA Waiver 2024	350.00	102	HRA Waiver Contribution	2024
6/12/2024	HRA Waiver Dental/Vision 2024	1,050.00	102	HRA Waiver Contribution	2024
6/13/2024	Health Insurance Premiums 2024	31,208.78	101	Premiums	2024
6/13/2024	Health Insurance Premiums 2024	133.71	101	Premiums	2024
6/13/2024	Health Insurance Premiums 2024	166,459.49	101	Premiums	2024
6/13/2024	HRA Waiver 2024	875.00	102	HRA Waiver Contribution	2024
6/13/2024	HRA Waiver Dental/Vision 2024	875.00	102	HRA Waiver Contribution	2024
6/14/2024	Health Insurance Premiums 2024	569.90	101	Premiums	2024
6/14/2024	Health Insurance Premiums 2024	282,080.58	101	Premiums	2024
6/17/2024	Health Insurance Premiums 2024	203,242.64	101	Premiums	2024
6/17/2024	HRA Waiver 2024	175.00	102	HRA Waiver Contribution	2024
6/17/2024	HRA Waiver Dental/Vision 2024	525.00	102	HRA Waiver Contribution	2024
6/17/2024	Health Insurance Premiums 2024	543,581.48	101	Premiums	2024
6/17/2024	HRA Waiver Dental/Vision 2024	175.00	102	HRA Waiver Contribution	2024
6/17/2024	Health Insurance Premiums 2024	112,344.25	101	Premiums	2024
6/17/2024	HRA Waiver 2024	350.00	102	HRA Waiver Contribution	2024
6/20/2024	Health Insurance Premiums 2024	127.05	101	Premiums	2024
6/20/2024	Health Insurance Premiums 2024	930.76	101	Premiums	2024
6/18/2024	Health Insurance Premiums 2024	223.61	101	Premiums	2024
6/24/2024	Health Insurance Premiums 2024	377,430.25	101	Premiums	2024
6/21/2024	Health Insurance Premiums 2024	637,883.65	101	Premiums	2024
6/21/2024	HRA Waiver 2024	175.00	102	HRA Waiver Contribution	2024
6/21/2024	HRA Waiver Dental/Vision 2024	175.00	102	HRA Waiver Contribution	2024
6/21/2024	Health Insurance Premiums 2024	53,116.56	101	Premiums	2024
6/21/2024	Health Insurance Premiums 2024	136,259.10	101	Premiums	2024
6/24/2024	Judicial Retirement Sys health insurance premiums	84,594.84	101	Premiums	2024
06/2024					

Kentucky Employees' Health Plan – Status Report

2nd Quarter, 2024

Attachment A – Transaction Report

Page A-18

DATE	DESCRIPTION	AMOUNT	LRC Code	LRC Description	PL/YR
6/24/2024	Health Insurance Premiums 2024	53.46	101	Premiums	2024
6/24/2024	Health Insurance Premiums 2024	205.59	101	Premiums	2024
6/24/2024	Health Insurance Premiums 2024	460,407.47	101	Premiums	2024
6/24/2024	Judicial Retirement Sys health insurance premiums	5,831.44	101	Premiums	2024
6/24/2024	HRA Waiver 2024	3,675.00	102	HRA Waiver Contribution	2024
6/24/2024	HRA Waiver Dental/Vision 2024	3,500.00	102	HRA Waiver Contribution	2024
6/24/2024	Health Insurance Premiums 2024	537,300.58	101	Premiums	2024
6/24/2024	HRA Waiver 2024	175.00	102	HRA Waiver Contribution	2024
6/26/2024	Health Insurance Premiums 2024	169.33	101	Premiums	2024
6/26/2024	Health Insurance Premiums 2024	10,245.30	101	Premiums	2024
6/26/2024	COBRA premiums May 2024 - WW	176,878.59	101	Premiums	2024
6/26/2024	Health Insurance Premiums 2024	1,021.87	101	Premiums	2024
6/26/2024	Health Insurance Premiums 2024	89.14	101	Premiums	2024
6/26/2024	Health Insurance Premiums 2024	1,047,486.78	101	Premiums	2024
6/26/2024	HRA Waiver 2024	1,312.50	102	HRA Waiver Contribution	2024
6/26/2024	HRA Waiver Dental/Vision 2024	525.00	102	HRA Waiver Contribution	2024
6/27/2024	Health Insurance Premiums 2024	31.07	101	Premiums	2024
6/27/2024	Jefferson Co BOE 06/2024 Health	1,830,051.90	101	Premiums	2024
6/27/2024	Health Insurance Premiums 2024	88.53	101	Premiums	2024
6/27/2024	Health Insurance Premiums 2024	1,276,070.58	101	Premiums	2024
6/27/2024	HRA Waiver 2024	2,800.00	102	HRA Waiver Contribution	2024
6/27/2024	HRA Waiver Dental/Vision 2024	8,925.00	102	HRA Waiver Contribution	2024
6/28/2024	Health Insurance Premiums 2024	46.73	101	Premiums	2024
6/28/2024	Health Insurance Premiums 2024	1,713,824.10	101	Premiums	2024
6/28/2024	HRA Waiver 2024	5,950.00	102	HRA Waiver Contribution	2024
6/28/2024	HRA Waiver Dental/Vision 2024	1,312.50	102	HRA Waiver Contribution	2024
6/3/2024	Claims 2024	(21,163,620.18)	210	Medical Claims - Anthem	2024
6/3/2024	Rethink 06/2024	(85,264.00)	218	Rethink BH Services	2024
6/5/2024	Administration of Paper Claims ADMIN FEE	(28.50)	311	CVS Admin	2024
6/5/2024	Appeals ADMIN FEE	(99,900.00)	311	CVS Admin	2024
6/5/2024	Claims (TDC PMPM) ADMIN FEE	(192,571.81)	311	CVS Admin	2024
6/5/2024	Drug Savings Review ADMIN FEE	(79,139.10)	311	CVS Admin	2024
6/5/2024	Electronic Claims Processing ADMIN FEE	(75,506.71)	311	CVS Admin	2024
6/5/2024	Enhanced Safety & Monitoring ADMIN FEE	(10,551.88)	311	CVS Admin	2024
6/5/2024	Nursing Services ADMIN FEE	(6,780.00)	311	CVS Admin	2024
6/5/2024	Per Diem Fees ADMIN FEE	(300.00)	311	CVS Admin	2024
6/5/2024	Pharmacy Advisor Counseling ADMIN FEE	(158,278.20)	311	CVS Admin	2024
6/5/2024	Prior Authorization ADMIN FEE	(284,700.00)	311	CVS Admin	2024
6/5/2024	PrudentRx ADMIN FEE	(1,077,039.89)	311	CVS Admin	2024
6/7/2024	Administration of Paper Claims ADMIN FEE	(604.50)	311	CVS Admin	2024
6/7/2024	Electronic Claims Processing ADMIN FEE	(93,959.00)	311	CVS Admin	2024
6/7/2024	MDX/COMPASS INCENTIVES	(75,790.00)	210	Medical Claims - Anthem	2024
6/7/2024	ADMIN FEE for members residing in other states	(166.08)	215	Anthem Admin	2024
6/10/2024	Claims ADMIN FEE	(5,000.00)	311	CVS Admin	2024
6/11/2024	Claims 2024	(25,700,361.50)	210	Medical Claims - Anthem	2024
6/11/2024	ANTHEM ADMIN FEE	(3,806,367.60)	215	Anthem Admin	2024
6/11/2024	Castlight Hub and Wellness	(416,655.63)	223	Castlight Admin	2024
6/11/2024	Castlight Gift Cards Rewards	(483,440.00)	224	Castlight Rewards	2024
6/12/2024	Claims ADMIN FEE	(10,000.00)	311	CVS Admin	2024
6/13/2024	DC FSA 2024	(1,422.40)	216	WW Health Equity Admin	2024
6/13/2024	HCDC FSA 2024	(2,492.00)	216	WW Health Equity Admin	2024
6/13/2024	HC FSA 2024	(69,106.80)	216	WW Health Equity Admin	2024
6/13/2024	HRA 2024	(332,553.20)	216	WW Health Equity Admin	2024
6/13/2024	FY24 Employee Clinics plus data feed to Merative	(154,573.88)	210	Medical Claims - Anthem	2024
6/14/2024	COBRA Enrollment Kits ADMIN FEES	(240.00)	216	WW Health Equity Admin	2024
6/14/2024	COBRA General Notice Fee ADMIN FEES	(3,699.00)	216	WW Health Equity Admin	2024
6/14/2024	COBRA MONTHLY (PPPM) ADMIN FEES	(35,902.50)	216	WW Health Equity Admin	2024
6/18/2024	Claims 2024	(26,360,826.36)	210	Medical Claims - Anthem	2024

Kentucky Employees' Health Plan – Status Report

2nd Quarter, 2024

Attachment A – Transaction Report

Page A-19

DATE	DESCRIPTION	AMOUNT	LRC Code	LRC Description	PL/YR
6/18/2024	MDX SAPPHIRE - SMARTSHOPPER ADMIN FEES	(77,361.90)	217	MDX Medical Admin - Compass Choice	2024
6/20/2024	ANTHEM ADMIN FEE	(3,418.80)	215	Anthem Admin	2024
6/25/2024	Claims 2024	(22,787,808.57)	210	Medical Claims - Anthem	2024
6/27/2024	WebMD Wellbeing Consultants 05/2024	(65,833.33)	221	WebMD Admin	2024
6/27/2024	WebMD DWS Expenses	(3,039.93)	221	WebMD Admin	2024
6/27/2024	Administration of Paper Claims ADMIN FEE	(54.00)	311	CVS Admin	2024
6/27/2024	Electronic Claims Processing ADMIN FEE	(86,262.00)	311	CVS Admin	2024
6/27/2024	Administration of Paper Claims ADMIN FEE	(31.50)	311	CVS Admin	2024
6/27/2024	Appeals ADMIN FEE	(80,100.00)	311	CVS Admin	2024
6/27/2024	Claims (TDC PMPM) ADMIN FEE	(192,230.17)	311	CVS Admin	2024
6/27/2024	Drug Savings Review ADMIN FEE	(78,998.70)	311	CVS Admin	2024
6/27/2024	Electronic Claims Processing ADMIN FEE	(87,668.12)	311	CVS Admin	2024
6/27/2024	Enhanced Safety & Monitoring ADMIN FEE	(10,533.16)	311	CVS Admin	2024
6/27/2024	Nursing Services ADMIN FEE	(5,555.00)	311	CVS Admin	2024
6/27/2024	Per Diem Fees ADMIN FEE	(150.00)	311	CVS Admin	2024
6/27/2024	Pharmacy Advisor Counseling ADMIN FEE	(157,997.40)	311	CVS Admin	2024
6/27/2024	Prior Authorization ADMIN FEE	(274,140.00)	311	CVS Admin	2024
6/27/2024	PrudentRx ADMIN FEE	(986,138.79)	311	CVS Admin	2024
6/27/2024	Administration of Paper Claims ADMIN FEE	(448.50)	311	CVS Admin	2024
6/27/2024	Electronic Claims Processing ADMIN FEE	(82,498.00)	311	CVS Admin	2024
6/27/2024	MDX/COMPASS INCENTIVES	(87,670.00)	210	Medical Claims - Anthem	2024
6/27/2024	Castlight Hub and Wellness	(416,666.67)	223	Castlight Admin	2024
6/27/2024	Castlight Gift Cards Rewards	(674,280.00)	224	Castlight Rewards	2024
6/27/2024	ADMIN FEE for members residing in other states	(222.80)	215	Anthem Admin	2024
6/3/2024	Health Insurance Refund	(274.12)	101	Premiums	2024
6/20/2024	Health Insurance Refund	(949.04)	101	Premiums	2024
6/3/2024	Health Insurance Refund	(44.57)	101	Premiums	2024
6/20/2024	Health Insurance Refund	(1,810.08)	101	Premiums	2024
6/3/2024	Health Insurance Refun	(26.73)	101	Premiums	2024
6/18/2024	Health Insurance Refund	(93.46)	101	Premiums	2024
6/3/2024	Health Insurance Refund	(26.73)	101	Premiums	2024
6/26/2024	Health Insurance Refund	(465.38)	101	Premiums	2024
6/20/2024	Health Insurance Refund	(2,082.08)	101	Premiums	2024
6/20/2024	Health Insurance Refund	(930.76)	101	Premiums	2024
6/18/2024	Health Insurance Refund	(68.56)	101	Premiums	2024
6/20/2024	Health Insurance Refund	(1,873.52)	101	Premiums	2024
6/18/2024	Health Insurance Refund	(14.17)	101	Premiums	2024
6/18/2024	Health Insurance Refund	(85.02)	101	Premiums	2024
6/12/2024	KDE Health Insurance Premiums 2024	80,525,457.45	101	Premiums	2024
6/18/2024	KDE FSA admin fees	45,528.00	216	WW Health Equity Admin	2024
6/25/2024	KDE HRA Waiver 2024	2,178,229.00	102	HRA Waiver Contribution	2024
6/25/2024	KDE HRA Waiver Dental/Vision 2024	1,447,162.50	102	HRA Waiver Contribution	2024
6/27/2024	KDE Health Insurance Premiums 2024	71,800,632.46	101	Premiums	2024
6/13/2024	KRS 06-2024 health insurance premiums	28,181,291.25	101	Premiums	2024
6/25/2024	KTRS health insurance premiums 06/2024	9,274,428.83	101	Premiums	2024
6/13/2024	May 2024 VELOCITI Frankfort Clinic Inspections CANX,	(1,216.28)	502	Transfer for Clinic Services	2024
6/11/2024	Backup Power Supply for Clinics - Mayo Underwood &	(2,310.00)	501	Operating Transfer/Exp & Adj	2024
6/3/2024	CDHPHRA Claims 2024	(221,574.10)	213	HRA Embedded Claims - Wage Works	2024
6/3/2024	HRA WAIVER Claims 2024	(73,025.57)	214	HRA Waiver Claims - Wage Works	2024
6/3/2024	HRA WAIVER D/V Claims 2024	(21,447.52)	214	HRA Waiver Claims - Wage Works	2024
6/4/2024	CDHPHRA Claims 2024	(514,955.34)	213	HRA Embedded Claims - Wage Works	2024
6/4/2024	HRA WAIVER Claims 2024	(166,240.27)	214	HRA Waiver Claims - Wage Works	2024
6/4/2024	HRA WAIVER D/V Claims 2024	(64,615.72)	214	HRA Waiver Claims - Wage Works	2024
6/5/2024	CDHPHRA Claims 2024	(309,098.93)	213	HRA Embedded Claims - Wage Works	2024
6/5/2024	HRA WAIVER Claims 2024	(93,115.79)	214	HRA Waiver Claims - Wage Works	2024
6/5/2024	HRA WAIVER D/V Claims 2024	(34,361.43)	214	HRA Waiver Claims - Wage Works	2024
6/6/2024	Claims 2024	(17,080,369.18)	310	Pharmacy Claims - CVS	2024
6/7/2024	HRA WAIVER Claims 2024	(109,388.70)	214	HRA Waiver Claims - Wage Works	2024

Kentucky Employees' Health Plan – Status Report

2nd Quarter, 2024

Attachment A – Transaction Report

Page A-20

DATE	DESCRIPTION	AMOUNT	LRC Code	LRC Description	PL/YR
6/7/2024	CDHPHRA Claims 2024	(339,736.00)	213	HRA Embedded Claims - Wage Works	2024
6/7/2024	HRA WAIVER D/V Claims 2024	(37,891.82)	214	HRA Waiver Claims - Wage Works	2024
6/10/2024	CDHPHRA Claims 2024	(336,654.11)	213	HRA Embedded Claims - Wage Works	2024
6/10/2024	HRA WAIVER Claims 2024	(86,060.21)	214	HRA Waiver Claims - Wage Works	2024
6/10/2024	HRA WAIVER D/V Claims 2024	(38,919.90)	214	HRA Waiver Claims - Wage Works	2024
6/11/2024	CDHPHRA Claims 2024	(210,946.74)	213	HRA Embedded Claims - Wage Works	2024
6/11/2024	HRA WAIVER Claims 2024	(70,434.92)	214	HRA Waiver Claims - Wage Works	2024
6/11/2024	HRA WAIVER D/V Claims 2024	(25,561.38)	214	HRA Waiver Claims - Wage Works	2024
6/12/2024	Claims 2024	(16,538,306.22)	310	Pharmacy Claims - CVS	2024
6/12/2024	CDHPHRA Claims 2024	(588,066.71)	213	HRA Embedded Claims - Wage Works	2024
6/12/2024	HRA WAIVER Claims 2024	(164,766.52)	214	HRA Waiver Claims - Wage Works	2024
6/12/2024	HRA WAIVER D/V Claims 2024	(80,338.42)	214	HRA Waiver Claims - Wage Works	2024
6/13/2024	CDHPHRA Claims 2024	(97,159.59)	213	HRA Embedded Claims - Wage Works	2024
6/13/2024	HRA WAIVER Claims 2024	(26,471.64)	214	HRA Waiver Claims - Wage Works	2024
6/13/2024	HRA WAIVER D/V Claims 2024	(9,679.02)	214	HRA Waiver Claims - Wage Works	2024
6/14/2024	CDHPHRA Claims 2024	(249,577.19)	213	HRA Embedded Claims - Wage Works	2024
6/14/2024	HRA WAIVER Claims 2024	(58,341.89)	214	HRA Waiver Claims - Wage Works	2024
6/14/2024	HRA WAIVER D/V Claims 2024	(26,477.89)	214	HRA Waiver Claims - Wage Works	2024
6/17/2024	CDHPHRA Claims 2024	(327,756.06)	213	HRA Embedded Claims - Wage Works	2024
6/17/2024	HRA WAIVER Claims 2024	(81,097.00)	214	HRA Waiver Claims - Wage Works	2024
6/17/2024	HRA WAIVER D/V Claims 2024	(42,970.26)	214	HRA Waiver Claims - Wage Works	2024
6/18/2024	CDHPHRA Claims 2024	(443,143.45)	213	HRA Embedded Claims - Wage Works	2024
6/18/2024	HRA WAIVER Claims 2024	(127,613.77)	214	HRA Waiver Claims - Wage Works	2024
6/18/2024	HRA WAIVER D/V Claims 2024	(53,700.31)	214	HRA Waiver Claims - Wage Works	2024
6/20/2024	Claims 2024	(16,610,075.25)	310	Pharmacy Claims - CVS	2024
6/20/2024	CDHPHRA Claims 2024	(298,464.47)	213	HRA Embedded Claims - Wage Works	2024
6/20/2024	HRA WAIVER Claims 2024	(92,420.05)	214	HRA Waiver Claims - Wage Works	2024
6/20/2024	HRA WAIVER D/V Claims 2024	(33,324.99)	214	HRA Waiver Claims - Wage Works	2024
6/21/2024	CDHPHRA Claims 2024	(298,906.35)	213	HRA Embedded Claims - Wage Works	2024
6/21/2024	HRA WAIVER Claims 2024	(89,475.95)	214	HRA Waiver Claims - Wage Works	2024
6/21/2024	HRA WAIVER D/V Claims 2024	(29,345.75)	214	HRA Waiver Claims - Wage Works	2024
6/24/2024	CDHPHRA Claims 2024	(282,147.87)	213	HRA Embedded Claims - Wage Works	2024
6/24/2024	HRA WAIVER Claims 2024	(69,107.40)	214	HRA Waiver Claims - Wage Works	2024
6/24/2024	HRA WAIVER D/V Claims 2024	(40,055.93)	214	HRA Waiver Claims - Wage Works	2024
6/25/2024	CDHPHRA Claims 2024	(465,962.71)	213	HRA Embedded Claims - Wage Works	2024
6/25/2024	HRA WAIVER Claims 2024	(128,704.84)	214	HRA Waiver Claims - Wage Works	2024
6/25/2024	HRA WAIVER D/V Claims 2024	(68,523.74)	214	HRA Waiver Claims - Wage Works	2024
6/26/2024	CDHPHRA Claims 2024	(280,322.09)	213	HRA Embedded Claims - Wage Works	2024
6/26/2024	HRA WAIVER Claims 2024	(90,081.96)	214	HRA Waiver Claims - Wage Works	2024
6/26/2024	HRA WAIVER D/V Claims 2024	(50,459.59)	214	HRA Waiver Claims - Wage Works	2024
6/26/2024	Claims 2024	(16,002,378.82)	310	Pharmacy Claims - CVS	2024
6/27/2024	CDHPHRA Claims 2024	(193,693.04)	213	HRA Embedded Claims - Wage Works	2024
6/27/2024	HRA WAIVER Claims 2024	(18,904.42)	214	HRA Waiver Claims - Wage Works	2024
6/27/2024	HRA WAIVER D/V Claims 2024	(15,337.61)	214	HRA Waiver Claims - Wage Works	2024
6/28/2024	CDHPHRA Claims 2024	(251,168.62)	213	HRA Embedded Claims - Wage Works	2024
6/28/2024	HRA WAIVER Claims 2024	(61,664.59)	214	HRA Waiver Claims - Wage Works	2024
6/28/2024	HRA WAIVER D/V Claims 2024	(18,350.00)	214	HRA Waiver Claims - Wage Works	2024
6/12/2024	2024 Service Fee	(119,132.09)	501	Operating Transfer/Exp & Adj	2024
6/18/2024	UK Acupuncture	(5,616.54)	210	Medical Claims - Anthem	2024
6/13/2024	Know Your Rx Coalition	(112,500.00)	311	CVS Admin	2024
6/27/2024	UK Acupuncture	(6,864.66)	210	Medical Claims - Anthem	2024
		June \$ 73,819,722.84			
Ending Balance		445,823,851.72			

Kentucky Employees' Health Plan – Status Report

2nd Quarter, 2024

Attachment A – Transaction Report

Page A-21

June Account Summary		
101	Premiums	247,323,600.53
102	HRA Waiver Contribution	4,377,442.00
110	Investment Income	1,567,833.20
120	Drug Rebates - Express Scripts	0.00
121	Drug Rebates - CVS	0.00
130	Transfers <u>From</u> other plan year(s)	0.00
201	Medical Claims - Humana	0.00
202	Humana Admin	0.00
203	HRA Embedded Claims - Humana	0.00
204	HRA Waiver Claims - Humana	0.00
210	Medical Claims - Anthem	(96,200,689.84)
211	Carrum Claims	0.00
213	HRA Embedded Claims - Wage Works	(5,709,094.79)
214	HRA Waiver Claims - Wage Works	(2,289,022.24)
215	Anthem Admin	(3,810,175.28)
216	Wage Works Admin	(399,887.90)
217	MDX Medical Admin - Compass Choice	(77,361.90)
218	Rethink BH Services	(85,264.00)
219	Ongoing Dependent Eligibility Audit	0.00
220	Printing & Postage Services	0.00
221	WebMD Admin	(46,601.26)
222	WebMD Claims	1,752,474.23
223	Castlight Admin	(833,322.30)
224	Castlight Rewards	(1,157,720.00)
301	Pharmacy Claims - Express Scripts	0.00
302	Express Scripts Admin	0.00
310	Pharmacy Claims - CVS	(66,220,164.31)
311	CVS Admin	(4,249,664.93)
312	Pharmacy claims monitoring/audit	0.00
500	Transfers <u>To</u> other plan year(s)	0.00
501	Operating Transfer/ Exp & Adj	(121,442.09)
502	Transfer for Clinic Cleaning Services	(1,216.28)
503	Voided/NSF/Cancelled Check Fees	0.00
June		\$73,819,722.84

Kentucky Employees' Health Plan – Status Report
 2nd Quarter, 2024
 Attachment B – Summary
 Page B-1

2024	2023 Balance Forward	Plan Year 2020												Plan Year Transactions To Date			
		Jan-2024	Feb-2024	Mar-2024	Apr-2024	May-2024	Jun-2024	Jul-2024	Aug-2024	Sep-2024	Oct-2024	Nov-2024	Dec-2024				
101 Premiums	\$1,641,898,440.06	0.00	3,945.99	0.00	0.00	0.00	0.00	0.00	0.00	0.00	0.00	0.00	0.00	0.00	0.00	0.00	\$1,644,902,386.05
102 HRA Waiver Contribution	\$48,355,454.09	0.00	0.00	0.00	0.00	0.00	0.00	0.00	0.00	0.00	0.00	0.00	0.00	0.00	0.00	0.00	\$48,355,454.09
110 Investment Income	\$1,801,907.24	0.00	0.00	0.00	0.00	0.00	0.00	0.00	0.00	0.00	0.00	0.00	0.00	0.00	0.00	0.00	\$1,801,907.24
120 Dns Rebates Escript	\$23,801.02	0.00	0.00	0.00	0.00	0.00	0.00	0.00	0.00	0.00	0.00	0.00	0.00	0.00	0.00	0.00	\$23,801.02
121 Drug Rebates CVS	\$176,566,968.48	20,532.06	0.00	0.00	32,323.42	0.00	0.00	0.00	0.00	0.00	0.00	0.00	0.00	0.00	0.00	0.00	\$176,619,283.96
130 TRANSFERS FROM OTHER PLAN YEAR(S)	\$299,892,011.25	0.00	0.00	0.00	0.00	0.00	0.00	0.00	0.00	0.00	0.00	0.00	0.00	0.00	0.00	0.00	\$299,892,011.25
203 Medical Claims Humana	\$136,835.75	0.00	0.00	0.00	0.00	0.00	0.00	0.00	0.00	0.00	0.00	0.00	0.00	0.00	0.00	0.00	\$136,835.75
202 Humana Admin Fees	\$0.00	0.00	0.00	0.00	0.00	0.00	0.00	0.00	0.00	0.00	0.00	0.00	0.00	0.00	0.00	0.00	\$0.00
203 HRA Select Claims Humana	\$239.89	0.00	0.00	0.00	0.00	0.00	0.00	0.00	0.00	0.00	0.00	0.00	0.00	0.00	0.00	0.00	\$239.89
204 HRA Waiver Claims Humana	\$53.77	0.00	0.00	0.00	0.00	0.00	0.00	0.00	0.00	0.00	0.00	0.00	0.00	0.00	0.00	0.00	\$53.77
210 Medical Claims Anthem	\$1,078,356,571.23	5,609.95	24,314.38	(43,835.50)	35,889.11	69,806.70	40,652.73	0.00	0.00	0.00	0.00	0.00	0.00	0.00	0.00	0.00	\$1,078,374,383.86
211 Curram Claims	\$0.00	0.00	0.00	0.00	0.00	0.00	0.00	0.00	0.00	0.00	0.00	0.00	0.00	0.00	0.00	0.00	\$0.00
213 HRA Embedded Claims Wage Works	\$53,852,718.32	269.05	170.65	0.00	1,002.84	1,141.11	186.80	0.00	0.00	0.00	0.00	0.00	0.00	0.00	0.00	0.00	\$53,854,947.87
214 HRA Waiver Claims Wage Works	\$36,232,636.28	976.53	148.59	0.00	586.08	919.69	450.73	0.00	0.00	0.00	0.00	0.00	0.00	0.00	0.00	0.00	\$36,239,554.66
215 Anthem Admin	\$47,701,376.58	0.00	0.00	0.00	0.00	0.00	0.00	0.00	0.00	0.00	0.00	0.00	0.00	0.00	0.00	0.00	\$47,701,376.58
216 Wage Works Admin	\$5,294,184.00	0.00	0.00	0.00	0.00	0.00	0.00	0.00	0.00	0.00	0.00	0.00	0.00	0.00	0.00	0.00	\$5,294,184.00
217 MDX Medical Admin Compass	\$1,271,570.90	0.00	0.00	0.00	0.00	0.00	0.00	0.00	0.00	0.00	0.00	0.00	0.00	0.00	0.00	0.00	\$1,271,570.90
218 Rethink - BH Services	\$793,656.00	0.00	0.00	0.00	0.00	0.00	0.00	0.00	0.00	0.00	0.00	0.00	0.00	0.00	0.00	0.00	\$793,656.00
219 Dependent Eligibility Audit	\$399,179.06	0.00	0.00	0.00	0.00	0.00	0.00	0.00	0.00	0.00	0.00	0.00	0.00	0.00	0.00	0.00	\$399,179.06
220 Printing & Postage	\$0.00	0.00	0.00	0.00	0.00	0.00	0.00	0.00	0.00	0.00	0.00	0.00	0.00	0.00	0.00	0.00	\$0.00
221 WebMD Admin	\$5,532,768.76	0.00	0.00	0.00	0.00	0.00	0.00	0.00	0.00	0.00	0.00	0.00	0.00	0.00	0.00	0.00	\$5,532,768.76
222 WebMD Claims	\$4,576,666.14	0.00	0.00	0.00	0.00	0.00	0.00	0.00	0.00	0.00	0.00	0.00	0.00	0.00	0.00	0.00	\$4,576,666.14
223 Costlight Admin	\$0.00	0.00	0.00	0.00	0.00	0.00	0.00	0.00	0.00	0.00	0.00	0.00	0.00	0.00	0.00	0.00	\$0.00
224 Costlight Rewards	\$0.00	0.00	0.00	0.00	0.00	0.00	0.00	0.00	0.00	0.00	0.00	0.00	0.00	0.00	0.00	0.00	\$0.00
301 Pharmacy Claims Express Scripts	\$0.00	0.00	0.00	0.00	0.00	0.00	0.00	0.00	0.00	0.00	0.00	0.00	0.00	0.00	0.00	0.00	\$0.00
302 Express Scripts Admin Fees	\$0.00	0.00	0.00	0.00	0.00	0.00	0.00	0.00	0.00	0.00	0.00	0.00	0.00	0.00	0.00	0.00	\$0.00
310 Pharmacy Claims-CVS	\$530,647,793.60	(4,031.09)	4,841.95	0.00	(85.73)	389.00	201.41	0.00	0.00	0.00	0.00	0.00	0.00	0.00	0.00	0.00	\$530,646,366.06
311 CVS ADMIN	\$8,794,280.73	0.00	0.00	0.00	0.00	0.00	0.00	0.00	0.00	0.00	0.00	0.00	0.00	0.00	0.00	0.00	\$8,794,280.73
312 Pharmacy claims monitoring/audit	\$0.00	0.00	0.00	0.00	0.00	0.00	0.00	0.00	0.00	0.00	0.00	0.00	0.00	0.00	0.00	0.00	\$0.00
500 TRANSFERS TO OTHER PLAN YEAR(S)	\$0.00	0.00	0.00	0.00	0.00	0.00	0.00	0.00	0.00	0.00	0.00	0.00	0.00	0.00	0.00	0.00	\$0.00
501 Operating Transfer Exp & Adj	\$4,964,245.46	0.00	0.00	0.00	0.00	0.00	0.00	0.00	0.00	0.00	0.00	0.00	0.00	0.00	0.00	0.00	\$4,964,245.46
502 Transfer for Clinic Cleaning Services	\$15,806.67	0.00	0.00	0.00	0.00	0.00	0.00	0.00	0.00	0.00	0.00	0.00	0.00	0.00	0.00	0.00	\$15,806.67
503 Voided/NSF/Cancelled Check Fees	\$204.83	0.00	0.00	0.00	0.00	0.00	0.00	0.00	0.00	0.00	0.00	0.00	0.00	0.00	0.00	0.00	\$204.83
Total Cash Transactions:	\$390,481,518.99	\$25,416.50	\$39,421.56	(\$43,835.50)	\$69,715.72	\$72,956.50	\$41,491.67	\$0.00	\$0.00	\$0.00	\$0.00	\$0.00	\$0.00	\$0.00	\$0.00	\$0.00	\$390,677,785.44

Kentucky Employees' Health Plan – Status Report
 2nd Quarter, 2024
 Attachment B – Summary
 Page B-2

		Plan Year 2020													
		2022 Balance Forward	Jan-2023	Feb-2023	Mar-2023	Apr-2023	May-2023	Jun-2023	Jul-2023	Aug-2023	Sep-2023	Oct-2023	Nov-2023	Dec-2023	Plan Year Transactions to Date
2023	101. Premiums	\$1,641,898,440.06	0.00	0.00	0.00	0.00	0.00	0.00	0.00	0.00	0.00	0.00	0.00	0.00	\$1,641,898,440.06
	102. HRA Waiver Contribution	\$48,355,454.09	0.00	0.00	0.00	0.00	0.00	0.00	0.00	0.00	0.00	0.00	0.00	0.00	\$48,355,454.09
	110. Investment Income	\$1,801,907.24	0.00	0.00	0.00	0.00	0.00	0.00	0.00	0.00	0.00	0.00	0.00	0.00	\$1,801,907.24
	120. Dns Rebates Scripts	\$23,801.02	0.00	0.00	0.00	0.00	0.00	0.00	0.00	0.00	0.00	0.00	0.00	0.00	\$23,801.02
	121. Drug Rebates CVS	\$179,491,852.83	646,534.81	0.00	0.00	468,041.79	0.00	646,547.02	0.00	49,078.72	1,364,913.31	0.00	0.00	0.00	\$176,566,568.48
	130. TRANSFERS FROM OTHER PLAN YEAR(S)	\$299,932,011.25	0.00	0.00	0.00	0.00	0.00	0.00	0.00	0.00	0.00	0.00	0.00	0.00	\$299,932,011.25
	201. Medical Claims Humana	\$0.00	0.00	31,391.88	3,243.56	0.00	10,566.77	0.00	0.00	8,390.10	0.00	0.00	82,243.44	0.00	\$136,835.75
	202. Humana Admin Fees	\$0.00	0.00	0.00	0.00	0.00	0.00	0.00	0.00	0.00	0.00	0.00	0.00	0.00	\$0.00
	203. HRA Select Claims Humana	\$0.00	0.00	0.00	0.00	0.00	0.00	0.00	0.00	0.00	0.00	0.00	239.89	0.00	\$239.89
	204. HRA Waiver Claims Humana	\$0.00	0.00	0.00	0.00	0.00	0.00	0.00	0.00	0.00	0.00	0.00	53.77	0.00	\$53.77
	210. Medical Claims Anthem	(\$1,079,788,825.76)	21,628.17	(81,437.70)	(297,674.40)	815,414.04	14,395.36	29,771.21	438,335.98	(66,601.07)	250,393.93	308,886.02	0.00	(133,457.01)	(\$1,078,356,571.23)
	211. Carrum Claims	\$0.00	0.00	0.00	0.00	0.00	0.00	0.00	0.00	0.00	0.00	0.00	0.00	0.00	\$0.00
	213. HRA Embedded Claims Wage Works	(\$53,846,954.46)	293.45	0.00	3,748.11	218.00	270.09	115.70	0.00	(766.31)	(4,447.88)	(5,467.37)	0.00	272.35	(\$53,852,718.32)
	214. HRA Waiver Claims Wage Works	(\$36,235,299.49)	2,415.49	0.00	2,857.19	269.12	1,303.75	483.15	0.00	(3,789.80)	1,385.30	(2,487.76)	0.00	286.57	(\$36,232,636.28)
	215. Anthem Admin	(\$47,701,376.58)	0.00	0.00	0.00	0.00	0.00	0.00	0.00	0.00	0.00	0.00	0.00	0.00	(\$47,701,376.58)
	216. Wage Works Admin	(\$5,294,184.00)	0.00	0.00	0.00	0.00	0.00	0.00	0.00	0.00	0.00	0.00	0.00	0.00	(\$5,294,184.00)
	217. MDX Medical Admin Compass	(\$1,271,570.90)	0.00	0.00	0.00	0.00	0.00	0.00	0.00	0.00	0.00	0.00	0.00	0.00	(\$1,271,570.90)
	218. Rethink - BH Services	(\$793,656.00)	0.00	0.00	0.00	0.00	0.00	0.00	0.00	0.00	0.00	0.00	0.00	0.00	(\$793,656.00)
	219. Dependent Eligibility Audit	(\$199,179.06)	0.00	0.00	0.00	0.00	0.00	0.00	0.00	0.00	0.00	0.00	0.00	0.00	(\$199,179.06)
	220. Printing & Postage	\$0.00	0.00	0.00	0.00	0.00	0.00	0.00	0.00	0.00	0.00	0.00	0.00	0.00	\$0.00
	221. WebMD Admin	(\$5,532,768.76)	0.00	0.00	0.00	0.00	0.00	0.00	0.00	0.00	0.00	0.00	0.00	0.00	(\$5,532,768.76)
	222. WebMD Claims	(\$4,576,666.14)	0.00	0.00	0.00	0.00	0.00	0.00	0.00	0.00	0.00	0.00	0.00	0.00	(\$4,576,666.14)
	223. Castlight Admin	\$0.00	0.00	0.00	0.00	0.00	0.00	0.00	0.00	0.00	0.00	0.00	0.00	0.00	\$0.00
	224. Castlight Rewards	\$0.00	0.00	0.00	0.00	0.00	0.00	0.00	0.00	0.00	0.00	0.00	0.00	0.00	\$0.00
	301. Pharmacy Claims Express Scripts	\$0.00	0.00	0.00	0.00	0.00	0.00	0.00	0.00	0.00	0.00	0.00	0.00	0.00	\$0.00
	302. Express Scripts Admin Fees	\$0.00	0.00	0.00	0.00	0.00	0.00	0.00	0.00	0.00	0.00	0.00	0.00	0.00	\$0.00
	310. Pharmacy Claims-CVS	(\$530,602,669.40)	(611.73)	(455.14)	0.00	(5,693.39)	(35,905.88)	(173.82)	3,204.01	126.22	(300.59)	(297.18)	(4,883.24)	(73.46)	(\$530,647,733.60)
	311. CVS ADMIN	(\$8,794,286.73)	0.00	0.00	0.00	0.00	0.00	0.00	0.00	0.00	0.00	0.00	0.00	0.00	(\$8,794,286.73)
	312. Pharmacy claims monitoring/audit	\$0.00	0.00	0.00	0.00	0.00	0.00	0.00	0.00	0.00	0.00	0.00	0.00	0.00	\$0.00
	500. TRANSFERS TO OTHER PLAN YEAR(S)	\$0.00	0.00	0.00	0.00	0.00	0.00	0.00	0.00	0.00	0.00	0.00	0.00	0.00	\$0.00
	501. Operating Transfer Exp & Adj	(\$4,964,245.46)	0.00	0.00	0.00	0.00	0.00	0.00	0.00	0.00	0.00	0.00	0.00	0.00	(\$4,964,245.46)
	502. Transfer for Clinic Cleaning Services	(\$15,800.67)	0.00	0.00	0.00	0.00	0.00	0.00	0.00	0.00	0.00	0.00	0.00	0.00	(\$15,800.67)
	503. Voided/NSF/Cancelled Check Fees	(\$209.83)	0.00	0.00	0.00	0.00	0.00	0.00	0.00	0.00	0.00	0.00	5.00	0.00	(\$204.83)
	Total Cash Transactions:	\$385,885,779.25	\$670,260.19	(\$49,500.96)	(\$287,825.54)	\$1,278,249.56	\$118,230.09	\$29,597.39	\$1,088,025.86	(\$62,640.86)	\$296,109.48	\$1,365,547.02	\$77,658.86	(\$127,971.51)	\$590,481,516.99

Kentucky Employees' Health Plan – Status Report
 2nd Quarter, 2024
 Attachment B – Summary
 Page B-3

		Plan Year 2020													
		2021 Balance Forward	Jan-2022	Feb-2022	Mar-2022	Apr-2022	May-2022	Jun-2022	Jul-2022	Aug-2022	Sep-2022	Oct-2022	Nov-2022	Dec-2022	Plan Year Transactions to Date
101	Premiums	\$1,641,898,440.06	0.00	0.00	0.00	0.00	0.00	0.00	0.00	0.00	0.00	0.00	0.00	0.00	\$1,641,898,440.06
102	HRA Waiver Contribution	\$48,355,454.09	0.00	0.00	0.00	0.00	0.00	0.00	0.00	0.00	0.00	0.00	0.00	0.00	\$48,355,454.09
110	Investment Income	\$1,801,907.24	0.00	0.00	0.00	0.00	0.00	0.00	0.00	0.00	0.00	0.00	0.00	0.00	\$1,801,907.24
120	Drus Rebates Scripts	\$115.04	0.00	0.00	0.00	0.00	0.00	0.00	0.00	0.00	0.00	0.00	0.00	0.00	\$23,801.02
121	Drug Rebates CVS	\$171,114,074.08	1,527,079.78	0.00	0.00	392,227.92	0.00	0.00	327,378.69	0.00	0.00	131,092.36	0.00	0.00	\$173,491,852.83
130	TRANSFERS FROM OTHER PLAN YEAR(S)	\$0.00	0.00	0.00	0.00	0.00	0.00	0.00	115,277.83	212,164,747.52	0.00	845.91	0.00	87,650,899.99	\$299,932,011.25
201	Medical Claims Humana	\$0.00	0.00	0.00	0.00	0.00	0.00	0.00	0.00	0.00	0.00	0.00	0.00	0.00	\$0.00
202	Humana Admin Fees	\$0.00	0.00	0.00	0.00	0.00	0.00	0.00	0.00	0.00	0.00	0.00	0.00	0.00	\$0.00
203	HRA Select Claims Humana	\$0.00	0.00	0.00	0.00	0.00	0.00	0.00	0.00	0.00	0.00	0.00	0.00	0.00	\$0.00
204	HRA Waiver Claims Humana	\$0.00	0.00	0.00	0.00	0.00	0.00	0.00	0.00	0.00	0.00	0.00	0.00	0.00	\$0.00
210	Medical Claims Anthem	\$1,077,708,468.42	(1,955,949.89)	(372,865.98)	(946,727.16)	112,251.85	20,926.32	118,062.28	39,620.01	385,631.40	108,416.49	(178,360.15)	(92,479.27)	87,101.76	(\$1,079,788,825.76)
213	HRA Embedded Claims Wage Works	\$53,849,373.59	(231.78)	0.00	3,906.11	(373.83)	4,292.39	34.25	3,558.21	519.95	(8,143.51)	(5,962.55)	3,851.83	988.03	(\$53,846,854.46)
214	HRA Waiver Claims Wage Works	\$36,241,122.73	0.00	0.00	3,505.50	266.05	879.39	132.81	2,592.44	(1,521.90)	(1,912.44)	(2,542.94)	3,327.24	1,099.09	(\$36,235,299.49)
215	Anthem Admin	\$47,701,376.58	0.00	0.00	0.00	0.00	0.00	0.00	0.00	0.00	0.00	0.00	0.00	0.00	(\$47,701,376.58)
216	Wage Works Admin	\$5,294,184.00	0.00	0.00	0.00	0.00	0.00	0.00	0.00	0.00	0.00	0.00	0.00	0.00	(\$5,294,184.00)
217	MDX Medical Admin Compass	\$1,271,570.90	0.00	0.00	0.00	0.00	0.00	0.00	0.00	0.00	0.00	0.00	0.00	0.00	(\$1,271,570.90)
218	Rethink - BH Services	\$793,656.00	0.00	0.00	0.00	0.00	0.00	0.00	0.00	0.00	0.00	0.00	0.00	0.00	(\$793,656.00)
219	Dependent Eligibility Audit	\$199,179.06	0.00	0.00	0.00	0.00	0.00	0.00	0.00	0.00	0.00	0.00	0.00	0.00	(\$199,179.06)
220	Printing & Postage	\$0.00	0.00	0.00	0.00	0.00	0.00	0.00	0.00	0.00	0.00	0.00	0.00	0.00	\$0.00
221	WebMD Admin	\$5,632,768.76	0.00	0.00	0.00	0.00	0.00	0.00	0.00	0.00	0.00	0.00	0.00	0.00	(\$5,632,768.76)
222	WebMD Claims	\$4,576,666.14	0.00	0.00	0.00	0.00	0.00	0.00	0.00	0.00	0.00	0.00	0.00	0.00	(\$4,576,666.14)
301	Pharmacy Claims Express Scripts	\$0.00	0.00	0.00	0.00	0.00	0.00	0.00	0.00	0.00	0.00	0.00	0.00	0.00	\$0.00
302	Express Scripts Admin Fees	\$0.00	0.00	0.00	0.00	0.00	0.00	0.00	0.00	0.00	0.00	0.00	0.00	0.00	\$0.00
310	Pharmacy Claims-CVS	(\$530,805,463.20)	13,666.94	15,312.03	(102.63)	53.86	(607.07)	(10,512.30)	(3,682.91)	(122,101.13)	(12,635.28)	(41,055.87)	8,409.55	(142,851.39)	(\$530,602,669.40)
311	CVS ADMIN	\$8,794,280.73	0.00	0.00	0.00	0.00	0.00	0.00	0.00	0.00	0.00	0.00	0.00	0.00	(\$8,794,280.73)
500	TRANSFERS TO OTHER PLAN YEAR(S)	\$0.00	0.00	0.00	0.00	0.00	0.00	0.00	0.00	0.00	0.00	0.00	0.00	0.00	\$0.00
501	Operating Transfer Exp & Adj	\$4,964,245.46	0.00	0.00	0.00	0.00	0.00	0.00	0.00	0.00	0.00	0.00	0.00	0.00	(\$4,964,245.46)
502	Transfer for Clinic Cleaning Services	\$15,800.67	0.00	0.00	0.00	0.00	0.00	0.00	0.00	0.00	0.00	0.00	0.00	0.00	(\$15,800.67)
503	Voided/NSF/Cancelled Check Fees	(\$209.83)	0.00	0.00	0.00	0.00	0.00	0.00	0.00	0.00	0.00	0.00	0.00	0.00	(\$209.83)
Total Cash Transactions:		\$85,921,624.47	(\$416,434.95)	(\$357,544.95)	(\$339,420.18)	\$504,425.85	\$25,491.03	\$107,723.04	\$479,044.27	\$212,427,275.84	\$85,725.26	(\$72,297.26)	(\$76,890.65)	\$87,597,857.48	\$385,885,779.25

Kentucky Employees' Health Plan – Status Report
 2nd Quarter, 2024
 Attachment B – Summary
 Page B-4

2021	2020 Balance Forward	Plan Year 2020													
		Jan-2021	Feb-2021	Mar-2021	Apr-2021	May-2021	Jun-2021	Jul-2021	Aug-2021	Sep-2021	Oct-2021	Nov-2021	Dec-2021	Plan Year Transactions to Date	
101 PREMIUMS	\$1,569,005,809.82	72,744,422.71	147,394.64	309.51	350.64	127.29	0.00	0.00	25.45	0.00	0.00	0.00	0.00	0.00	\$1,648,898,440.06
102 HRA WAIVER CONTRIBUTION	\$4,809,455.85	3,202,897.67	340,529.38	0.00	0.00	0.00	0.00	0.00	0.00	0.00	0.00	0.00	0.00	0.00	\$48,355,454.09
110 Investment Income	\$1,801,897.24	0.00	0.00	0.00	0.00	0.00	0.00	0.00	0.00	0.00	0.00	0.00	0.00	0.00	\$1,801,897.24
120 DRUG REBATES- ESCRIFTS	\$115.04	0.00	0.00	0.00	0.00	0.00	0.00	0.00	0.00	0.00	0.00	0.00	0.00	0.00	\$115.04
121 DRUG REBATES- CVS	\$76,256,360.35	38,937,486.77	0.00	42,001,777.16	0.00	0.00	0.00	0.00	0.00	0.00	0.00	0.00	0.00	0.00	\$171,114,074.08
130 TRANSFERS FROM OTHER PLAN YEAR(S)	\$0.00	0.00	0.00	0.00	0.00	0.00	0.00	0.00	0.00	0.00	0.00	0.00	0.00	0.00	\$0.00
201 MEDICAL CLAIMS HUMANA	\$0.00	0.00	0.00	0.00	0.00	0.00	0.00	0.00	0.00	0.00	0.00	0.00	0.00	0.00	\$0.00
202 HUMANA ADMIN FEES	\$0.00	0.00	0.00	0.00	0.00	0.00	0.00	0.00	0.00	0.00	0.00	0.00	0.00	0.00	\$0.00
203 HRA EMBEDDED CLAIMS HUMANA	\$0.00	0.00	0.00	0.00	0.00	0.00	0.00	0.00	0.00	0.00	0.00	0.00	0.00	0.00	\$0.00
204 HRA WAIVER CLAIMS HUMANA	\$0.00	0.00	0.00	0.00	0.00	0.00	0.00	0.00	0.00	0.00	0.00	0.00	0.00	0.00	\$0.00
210 MEDICAL CLAIMS- ANTHEM	(\$946,139,434.10)	(78,052,983.17)	(26,949,133.20)	(14,528,172.00)	(5,455,141.63)	(2,023,308.09)	(2,251,220.50)	(266,447.99)	(757,379.86)	(946,930.77)	(581,103.32)	(416,036.35)	657,821.96	(1,077,708,468.42)	
213 HRA EMBEDDED CLAIMS- WW	(\$51,831,004.20)	(1,392,517.60)	(277,883.49)	(201,148.30)	(99,621.72)	(45,082.83)	(480.01)	(116.66)	(962.00)	92.67	0.00	0.00	(648.32)	(\$53,849,873.56)	
214 HRA WAIVER CLAIMS- WW	(\$54,655,804.47)	(1,043,925.51)	(186,938.06)	(181,451.79)	(123,729.94)	(30,100.60)	852.76	(31,865.71)	877.90	(0.10)	(37.21)	0.00	0.00	(\$56,241,122.73)	
215 ANTHEM ADMIN	(\$44,394,894.32)	(3,737.25)	(200.86)	(5,336.80)	(40.65)	(3,657,799.50)	0.00	0.00	0.00	0.00	0.00	0.00	0.00	(\$47,701,576.58)	
216 WAGE WORKS ADMIN	(\$5,027,768.80)	(445,483.60)	(6,538.40)	(5,336.80)	194,230.40	(4,286.80)	0.00	0.00	0.00	0.00	0.00	0.00	0.00	(\$5,294,184.00)	
217 MDX MEDICAL ADMIN- COMPASS	(\$1,270,370.90)	0.00	(1,200.00)	0.00	0.00	0.00	0.00	0.00	0.00	0.00	0.00	0.00	0.00	(\$1,271,570.90)	
218 Rethink - BH Services	(\$793,656.00)	0.00	0.00	0.00	0.00	0.00	0.00	0.00	0.00	0.00	0.00	0.00	0.00	(\$793,656.00)	
219 Dependent Eligibility Audit	(\$201,344.89)	(5,474.00)	7,639.83	0.00	0.00	0.00	0.00	0.00	0.00	0.00	0.00	0.00	0.00	(\$199,179.06)	
220 Printing & Postage	\$0.00	0.00	0.00	0.00	0.00	0.00	0.00	0.00	0.00	0.00	0.00	0.00	0.00	\$0.00	
222 WebMD Claims	(\$3,931,776.32)	(644,859.82)	0.00	0.00	0.00	0.00	0.00	0.00	0.00	0.00	0.00	0.00	0.00	(\$4,576,636.14)	
301 PHARMACY CLAIMS - ESI	\$0.00	0.00	0.00	0.00	0.00	0.00	0.00	0.00	0.00	0.00	0.00	0.00	0.00	\$0.00	
302 EXPRESS SCRIPTS ADMIN FEES	\$0.00	0.00	0.00	0.00	0.00	0.00	0.00	0.00	0.00	0.00	0.00	0.00	0.00	\$0.00	
310 PHARMACY CLAIMS- CVS	(\$520,978,025.31)	(9,856,676.34)	(21,613.68)	(44,920.75)	459,139.07	(278.45)	138,399.31	1,363.02	(4,319.12)	(2,160.45)	(2,241.26)	(13,549.09)	19,419.83	(\$530,305,463.20)	
311 CVS ADMIN	(\$7,845,356.73)	(558,012.08)	(454,433.74)	0.00	0.00	0.00	63,521.82	0.00	0.00	0.00	0.00	0.00	0.00	(\$8,794,280.73)	
500 TRANSFERS TO OTHER PLAN YEAR(S)	\$0.00	0.00	0.00	0.00	0.00	0.00	0.00	0.00	0.00	0.00	0.00	0.00	0.00	\$0.00	
501 OPERATING TRANSFER(EXP & AD)	(\$4,964,245.46)	0.00	0.00	0.00	0.00	0.00	988,284.86	0.00	(885,284.86)	0.00	0.00	0.00	0.00	(\$4,964,245.46)	
502 Transfer for Clinic Cleaning Services	(\$14,523.07)	(1,277.60)	0.00	0.00	0.00	0.00	0.00	0.00	0.00	0.00	0.00	0.00	0.00	(\$15,800.67)	
503 Voided/NSF/Cancelled Check Fees	(\$209.83)	0.00	0.00	0.00	0.00	0.00	0.00	0.00	0.00	0.00	0.00	0.00	0.00	(\$209.83)	
Total Cash Transactions:	\$64,798,381.62	\$22,494,704.82	(\$7,429,172.70)	(\$14,665,421.11)	\$36,976,963.33	(\$5,779,729.08)	(\$1,060,641.76)	(\$297,066.74)	(\$1,750,042.49)	(\$948,998.65)	\$13,335,639.20	(\$429,585.44)	\$676,993.47	\$85,921,624.47	

Kentucky Employees' Health Plan – Status Report
 2nd Quarter, 2024
 Attachment B – Summary
 Page B-5

	Plan Year 2020												Plan Year Transactions to Date	
	Balance Forward	January-20	February-20	March-20	April-20	May-20	June-20	July-20	August-20	September-20	October-20	November-20		December-20
101 PREMIUMS	\$0.00	65,980,146.00	136,662,308.63	140,187,042.32	136,445,246.13	134,783,771.38	113,854,703.88	158,433,332.43	136,693,816.22	139,535,775.60	136,161,654.22	137,352,699.46	132,915,113.55	\$1,569,005,809.82
102 HRA WAIVER CONTRIBUTION	\$0.00	16,533.36	4,108,839.82	4,089,029.61	7,954,119.57	4,139,625.30	1,101.76	7,853,820.86	664,554.22	3,987,859.96	7,777,224.73	4,067,484.16	649,162.50	\$44,809,855.85
110 INTEREST INCOME	\$0.00	674,159.58	559,153.71	424,015.27	80,430.02	(7,335.09)	33,220.28	14,951.93	19,356.11	-4,863.86	765.30	896.22	(2,569.95)	\$1,801,807.24
120 DRUG REBATES- ESCRIPTS	\$0.00	0.00	0.00	0.00	0.00	0.00	0.00	0.00	0.00	0.00	0.00	0.00	0.00	\$115.04
121 DRUG REBATES- CVS	\$0.00	0.00	0.00	0.00	0.00	0.00	0.00	35,062,495.35	0.00	0.00	41,169,865.00	0.00	0.00	\$76,256,360.35
15 TRANSFERS FROM OTHER PLAN YEAR(S)	\$0.00	0.00	0.00	0.00	0.00	0.00	0.00	0.00	0.00	0.00	0.00	0.00	0.00	\$0.00
201 MEDICAL CLAIMS HUMANA	\$0.00	0.00	0.00	0.00	0.00	0.00	0.00	2,548.04	(2,548.04)	0.00	0.00	0.00	0.00	\$0.00
202 HUMANA ADMIN FEES	\$0.00	0.00	0.00	0.00	0.00	0.00	0.00	0.00	0.00	0.00	0.00	0.00	0.00	\$0.00
203 HRA EMBEDDED CLAIMS HUMANA	\$0.00	0.00	0.00	0.00	0.00	0.00	0.00	0.00	0.00	0.00	0.00	0.00	0.00	\$0.00
204 HRA WAIVER CLAIMS HUMANA	\$0.00	0.00	0.00	0.00	0.00	0.00	0.00	0.00	0.00	0.00	0.00	0.00	0.00	\$0.00
210 MEDICAL CLAIMS- ANTHEM	\$0.00	(11,556,129.80)	(54,686,804.95)	(70,984,179.85)	(80,701,913.92)	(55,564,470.34)	(86,483,401.84)	(79,999,386.72)	(83,937,199.37)	(110,304,691.88)	(92,693,955.07)	(115,954,975.94)	(103,278,124.92)	(\$946,139,834.10)
213 HRA EMBEDDED CLAIMS- WW	\$0.00	(4,976,745.60)	(5,696,981.69)	(6,124,361.30)	(4,248,226.79)	(4,000,667.24)	(4,301,507.65)	(4,248,658.22)	(3,739,544.13)	(3,473,047.09)	(3,462,871.64)	(3,055,981.01)	(4,053,011.84)	(\$51,831,004.20)
216 HRA WAIVER CLAIMS- WW	\$0.00	(3,317,704.04)	(3,096,669.73)	(2,783,958.96)	(1,578,503.89)	(1,958,638.89)	(2,530,669.87)	(4,306,659.54)	(3,494,129.58)	(2,840,224.46)	(2,785,416.16)	(2,570,771.87)	(3,392,657.48)	(\$34,655,804.47)
215 ANTHEM ADMIN	\$0.00	(3,730,641.75)	(3,719,074.39)	(3,718,863.21)	(3,721,695.43)	(3,718,643.41)	(3,711,680.34)	(3,697,799.50)	(3,697,430.25)	(3,635,185.83)	(3,663,711.93)	(3,666,071.72)	(3,662,100.56)	(\$44,304,898.32)
216 WAGE WORKS ADMIN	\$0.00	(483,882.00)	(431,006.80)	(434,047.60)	(488,668.40)	(442,417.60)	(397,717.60)	(448,078.40)	(448,078.40)	(353,328.40)	(463,247.20)	(694,939.00)	(490,035.80)	(\$5,027,768.80)
217 MDX MEDICAL ADMIN- COMPASS	\$0.00	(106,403.70)	(105,225.70)	(105,271.90)	(107,773.40)	(105,444.05)	(105,155.15)	(105,802.50)	(106,242.00)	(104,137.75)	(105,173.35)	(106,464.10)	(107,477.30)	(\$1,270,370.90)
218 Rethink - BH Services	\$0.00	0.00	(88,184.00)	(88,184.00)	(88,184.00)	(88,184.00)	0.00	0.00	(88,184.00)	(88,184.00)	(88,184.00)	(88,184.00)	(88,184.00)	(\$793,656.00)
219 Dependent Eligibility Audit	\$0.00	0.00	(14,342.70)	(9,832.50)	(4,251.25)	0.00	(9,162.75)	0.00	(3,301.25)	0.00	(133,363.20)	0.00	(27,091.24)	(\$201,344.89)
220 Printing & Postage	\$0.00	0.00	0.00	0.00	0.00	0.00	0.00	0.00	0.00	0.00	0.00	0.00	0.00	\$0.00
221 Staywell Admin	\$0.00	0.00	(335,981.65)	0.00	(1,052,668.71)	(828,773.73)	(769,288.33)	0.00	(415,175.49)	(523,861.97)	(469,241.31)	(381,620.72)	(340,336.37)	(\$5,116,848.28)
222 Staywell Claims	\$0.00	0.00	0.00	(675,394.13)	(233,210.88)	0.00	0.00	(191,894.97)	(106,994.00)	0.00	0.00	(842,669.70)	(1,882,012.64)	(\$3,931,776.32)
301 PHARMACY CLAIMS- ESI	\$0.00	0.00	0.00	0.00	0.00	0.00	0.00	0.00	0.00	0.00	0.00	0.00	0.00	\$0.00
302 EXPRESS SCRIPTS ADMIN FEES	\$0.00	0.00	0.00	0.00	0.00	0.00	0.00	0.00	0.00	0.00	0.00	0.00	0.00	\$0.00
310 PHARMACY CLAIMS- CVS	\$0.00	(29,309,207.42)	(39,530,863.20)	(44,252,985.78)	(44,252,728.32)	(41,620,443.97)	(45,224,894.82)	(43,676,633.36)	(43,267,972.12)	(47,596,755.01)	(45,693,736.12)	(47,985,253.10)	(46,562,830.09)	(\$520,978,025.31)
311 CVS ADMIN	\$0.00	(316,609.50)	(494,210.74)	(812,672.49)	(622,399.09)	(590,852.96)	(1,014,523.28)	(485,134.23)	(725,385.95)	(616,170.12)	(628,246.61)	(852,102.48)	(747,610.38)	(\$7,845,356.73)
500 TRANSFERS TO OTHER PLAN YEAR(S)	\$0.00	0.00	0.00	0.00	0.00	0.00	0.00	0.00	0.00	0.00	0.00	0.00	0.00	\$0.00
501 OPERATING TRANSFER/ERP & ADJ	\$0.00	(3,343,983.28)	(88,184.00)	0.00	(2,064,136.98)	0.00	(177,515.57)	0.00	(1,622,193.63)	(84.00)	1,916.00	4,399,795.17	(2,066,859.17)	(\$4,964,345.46)
502 Transfer for Clinic Cleaning Services	\$0.00	0.00	(1,747.07)	0.00	(1,277.60)	0.00	(3,832.80)	0.00	(2,555.20)	(2,555.20)	(2,555.20)	(1,277.60)	(1,277.60)	(\$14,523.07)
503 Voided/NSF/Cancelled Check Fees	\$0.00	0.00	0.00	0.00	0.00	0.00	0.00	0.00	0.00	(5.00)	0.00	0.00	(204.83)	(\$209.83)
Total Cash Transactions:	\$0.00	\$10,013,413.85	\$39,048,650.34	\$14,708,376.28	\$5,371,837.86	\$29,952,474.60	(\$1,385,024.08)	\$64,275,841.97	(\$4,246,651.66)	(\$25,939,930.79)	\$34,445,722.46	(\$30,387,311.19)	(\$35,138,408.02)	\$64,798,381.62

Kentucky Employees' Health
 2nd Quarter, 2024
 Attachment B – Summary
 Page B-6

2024	Plan Year 2021													
	2023 Balance Forward	Jan-2024	Feb-2024	Mar-2024	Apr-2024	May-2024	Jun-2024	Jul-2024	Aug-2024	Sep-2024	Oct-2024	Nov-2023	Dec-2024	Plan Year Transactions To Date
101 Premiums	\$1,663,134,643.50	0.00	0.00	0.00	0.00	0.00	0.00	0.00	0.00	0.00	0.00	0.00	0.00	\$1,663,134,643.50
102 HRA Waiver Contribution	\$46,974,103.33	0.00	0.00	0.00	0.00	0.00	0.00	0.00	0.00	0.00	0.00	0.00	0.00	\$46,974,103.33
110 Investment Income	(\$163,307.43)	0.00	0.00	0.00	0.00	0.00	0.00	0.00	0.00	0.00	0.00	0.00	0.00	(\$163,307.43)
120 Drug Rebates Scripts	\$0.00	0.00	0.00	0.00	0.00	0.00	0.00	0.00	0.00	0.00	0.00	0.00	0.00	\$0.00
121 Drug Rebates CVS	\$186,184,942.15	461,426.52	0.00	0.00	563,760.32	0.00	0.00	0.00	0.00	0.00	0.00	0.00	0.00	\$187,210,239.39
130 TRANSFERS FROM OTHER PLAN YEAR(S)	\$0.00	0.00	0.00	0.00	0.00	0.00	0.00	0.00	0.00	0.00	0.00	0.00	0.00	\$0.00
201 Medical Claims Humana	(\$2,270,305.32)	0.00	0.00	0.00	0.00	0.00	0.00	0.00	0.00	0.00	0.00	0.00	0.00	(\$2,270,305.32)
202 Humana Admin Fees	\$0.00	0.00	0.00	0.00	0.00	0.00	0.00	0.00	0.00	0.00	0.00	0.00	0.00	\$0.00
203 HRA Select Claims Humana	\$0.00	0.00	0.00	0.00	0.00	0.00	0.00	0.00	0.00	0.00	0.00	0.00	0.00	\$0.00
204 HRA Waiver Claims Humana	\$0.00	0.00	0.00	0.00	0.00	0.00	0.00	0.00	0.00	0.00	0.00	0.00	0.00	\$0.00
210 Medical Claims Anthem	(\$1,245,281,586.70)	223,434.18	(\$8,191.93)	101,791.50	110,271.29	91,577.25	(\$0,333.94)	0.00	0.00	0.00	0.00	0.00	0.00	(\$1,244,872,837.95)
211 Curram Claims	\$0.00	0.00	0.00	0.00	0.00	0.00	0.00	0.00	0.00	0.00	0.00	0.00	0.00	\$0.00
213 HRA Embedded Claims Wage Works	(\$54,901,430.72)	0.00	4,303.66	0.00	541.89	0.00	(\$5,084.51)	0.00	0.00	0.00	0.00	0.00	0.00	(\$54,901,669.69)
214 HRA Waiver Claims Wage Works	(\$35,920,332.17)	290.00	772.07	0.00	1,062.35	145.65	5,084.52	0.00	0.00	0.00	0.00	0.00	0.00	(\$35,912,877.58)
215 Anthem Admin	(\$39,167,491.33)	0.00	0.00	0.00	0.00	0.00	0.00	0.00	0.00	0.00	0.00	0.00	0.00	(\$39,167,491.33)
216 Wage Works Admin	(\$5,085,605.04)	0.00	0.00	0.00	0.00	0.00	0.00	0.00	0.00	0.00	0.00	0.00	0.00	(\$5,085,605.04)
217 MDX Medical Admin Compass	(\$1,274,538.35)	0.00	0.00	0.00	0.00	0.00	0.00	0.00	0.00	0.00	0.00	0.00	0.00	(\$1,274,538.35)
218 Rethink - BH Services	(\$1,058,208.00)	0.00	0.00	0.00	0.00	0.00	0.00	0.00	0.00	0.00	0.00	0.00	0.00	(\$1,058,208.00)
219 Dependent Eligibility Audit	(\$105,823.23)	0.00	0.00	0.00	0.00	0.00	0.00	0.00	0.00	0.00	0.00	0.00	0.00	(\$105,823.23)
220 Printing & Postage	\$0.00	0.00	0.00	0.00	0.00	0.00	0.00	0.00	0.00	0.00	0.00	0.00	0.00	\$0.00
221 WebMD Admin	(\$9,440,596.87)	0.00	0.00	0.00	0.00	0.00	0.00	0.00	0.00	0.00	0.00	0.00	0.00	(\$9,440,596.87)
222 WebMD Claims	(\$6,085,777.93)	0.00	0.00	0.00	0.00	0.00	0.00	0.00	0.00	0.00	0.00	0.00	0.00	(\$6,085,777.93)
223 Castlight Admin	\$0.00	0.00	0.00	0.00	0.00	0.00	0.00	0.00	0.00	0.00	0.00	0.00	0.00	\$0.00
224 Castlight Rewards	\$0.00	0.00	0.00	0.00	0.00	0.00	0.00	0.00	0.00	0.00	0.00	0.00	0.00	\$0.00
301 Pharmacy Claims Express Scripts	\$0.00	0.00	0.00	0.00	0.00	0.00	0.00	0.00	0.00	0.00	0.00	0.00	0.00	\$0.00
302 Express Scripts Admin Fees	\$0.00	0.00	0.00	0.00	0.00	0.00	0.00	0.00	0.00	0.00	0.00	0.00	0.00	\$0.00
310 Pharmacy Claims-CVS	(\$554,663,378.36)	(\$6,886.20)	(\$110,223.81)	(\$1,201.76)	(\$3,860.72)	(\$92.74)	0.00	0.00	0.00	0.00	0.00	0.00	0.00	(\$554,843,845.59)
311 CVS ADMIN	(\$8,580,428.65)	0.00	0.00	0.00	0.00	0.00	0.00	0.00	0.00	0.00	0.00	0.00	0.00	(\$8,580,428.65)
312 Pharmacy claims monitoring/audit	\$0.00	0.00	0.00	0.00	0.00	0.00	0.00	0.00	0.00	0.00	0.00	0.00	0.00	\$0.00
500 TRANSFERS TO OTHER PLAN YEAR(S)	\$0.00	0.00	0.00	0.00	0.00	0.00	0.00	0.00	0.00	0.00	0.00	0.00	0.00	\$0.00
501 Operating Transfer Exp & Adj	\$31,714,472.19	0.00	0.00	11,192.50	0.00	0.00	0.00	0.00	0.00	0.00	0.00	0.00	0.00	\$31,725,664.69
502 Transfer for Clinic Cleaning Services	(\$14,053.60)	0.00	0.00	0.00	0.00	0.00	0.00	0.00	0.00	0.00	0.00	0.00	0.00	(\$14,053.60)
503 Voided/NSF/Cancelled Check Fees	(\$10.00)	0.00	0.00	0.00	0.00	0.00	0.00	0.00	0.00	0.00	0.00	0.00	0.00	(\$10.00)
Total Cash Transactions:	(\$36,004,713.53)	\$620,262.90	(\$143,340.01)	\$111,782.64	\$671,775.13	\$92,030.16	(\$80,333.94)	\$0.00	\$0.00	\$0.00	\$0.00	\$0.00	\$0.00	(\$34,732,536.65)

Kentucky Employees' Health
 2nd Quarter, 2024
 Attachment B – Summary
 Page B-7

		Plan Year 2021													
2023		2022 Balance Forward	Jan-2023	Feb-2023	Mar-2023	Apr-2023	May-2023	Jun-2023	Jul-2023	Aug-2023	Sep-2023	Oct-2023	Nov-2023	Dec-2023	Plan Year Transactions to Date
101	Premiums	\$1,669,069,045.81	0.00	65,597.69	0.00	0.00	0.00	0.00	0.00	0.00	0.00	0.00	0.00	0.00	\$1,669,134,643.50
102	HRA Walver Contribution	\$46,974,103.33	0.00	0.00	0.00	0.00	0.00	0.00	0.00	0.00	0.00	0.00	0.00	0.00	\$46,974,103.33
110	Investment Income	(\$163,307.43)	0.00	0.00	0.00	0.00	0.00	0.00	0.00	0.00	0.00	0.00	0.00	0.00	(\$163,307.43)
120	Drug Rebates Escritps	\$0.00	0.00	0.00	0.00	0.00	0.00	0.00	0.00	0.00	0.00	0.00	0.00	0.00	\$0.00
121	Drug Rebates CVS	\$186,787,214.45	(271,708.70)	0.00	0.00	(344,581.87)	0.00	13,165.91	0.00	0.00	0.00	852.36	0.00	0.00	\$186,184,942.15
130	TRANSFERS FROM OTHER PLAN YEAR(S)	\$0.00	0.00	0.00	0.00	0.00	0.00	0.00	0.00	0.00	0.00	0.00	0.00	0.00	\$0.00
201	Medical Claims Humana	(\$2,270,305.32)	0.00	0.00	0.00	0.00	0.00	0.00	0.00	0.00	0.00	0.00	0.00	0.00	(\$2,270,305.32)
202	Humana Admin Fees	\$0.00	0.00	0.00	0.00	0.00	0.00	0.00	0.00	0.00	0.00	0.00	0.00	0.00	\$0.00
209	HRA Select Claims Humana	\$0.00	0.00	0.00	0.00	0.00	0.00	0.00	0.00	0.00	0.00	0.00	0.00	0.00	\$0.00
204	HRA Walver Claims Humana	\$0.00	0.00	0.00	0.00	0.00	0.00	0.00	0.00	0.00	0.00	0.00	0.00	0.00	\$0.00
210	Medical Claims Anthem	(\$1,246,553,760.39)	(4,132,109.91)	(786,805.79)	(65,670.81)	477,300.66	284,315.56	77,264.03	5,408,446.98	(618,286.86)	292,596.63	135,921.86	64,057.02	185,144.32	(\$1,245,281,886.70)
211	Curram Claims	\$0.00	0.00	0.00	0.00	0.00	0.00	0.00	0.00	0.00	0.00	0.00	0.00	0.00	\$0.00
215	HRA Embedded Claims Wage Works	(\$54,906,089.14)	0.00	0.00	4,262.68	67.20	5,975.61	0.00	0.00	(1,486.14)	1,013.61	(9,505.79)	197.46	6,085.70	(\$54,901,430.72)
214	HRA Walver Claims Wage Works	(\$35,923,140.87)	455.94	0.00	5,338.22	453.00	3,228.84	0.00	0.00	(5,570.40)	4,546.38	(5,732.79)	(2,640.64)	2,730.15	(\$35,920,332.17)
215	Anthem Admin	(\$39,167,491.33)	0.00	0.00	0.00	0.00	0.00	0.00	0.00	0.00	0.00	0.00	0.00	0.00	(\$39,167,491.33)
216	Wage Works Admin	(\$5,085,605.04)	0.00	0.00	0.00	0.00	0.00	0.00	0.00	0.00	0.00	0.00	0.00	0.00	(\$5,085,605.04)
217	MDX Medical Admin Compass	(\$1,274,538.95)	0.00	0.00	0.00	0.00	0.00	0.00	0.00	0.00	0.00	0.00	0.00	0.00	(\$1,274,538.95)
218	Rethink - BH Services	(\$1,058,208.00)	0.00	0.00	0.00	0.00	0.00	0.00	0.00	0.00	0.00	0.00	0.00	0.00	(\$1,058,208.00)
219	Dependent Eligibility Audit	(\$105,823.23)	0.00	0.00	0.00	0.00	0.00	0.00	0.00	0.00	0.00	0.00	0.00	0.00	(\$105,823.23)
220	Printing & Postage	\$0.00	0.00	0.00	0.00	0.00	0.00	0.00	0.00	0.00	0.00	0.00	0.00	0.00	\$0.00
221	WebMD Admin	(\$9,440,596.87)	0.00	0.00	0.00	0.00	0.00	0.00	0.00	0.00	0.00	0.00	0.00	0.00	(\$9,440,596.87)
222	WebMD Claims	(\$6,085,777.93)	0.00	0.00	0.00	0.00	0.00	0.00	0.00	0.00	0.00	0.00	0.00	0.00	(\$6,085,777.93)
223	Castlight Admin	\$0.00	0.00	0.00	0.00	0.00	0.00	0.00	0.00	0.00	0.00	0.00	0.00	0.00	\$0.00
224	Castlight Rewards	\$0.00	0.00	0.00	0.00	0.00	0.00	0.00	0.00	0.00	0.00	0.00	0.00	0.00	\$0.00
301	Pharmacy Claims Express Scripts	\$0.00	0.00	0.00	0.00	0.00	0.00	0.00	0.00	0.00	0.00	0.00	0.00	0.00	\$0.00
302	Express Scripts Admin Fees	\$0.00	0.00	0.00	0.00	0.00	0.00	0.00	0.00	0.00	0.00	0.00	0.00	0.00	\$0.00
310	Pharmacy Claims-CVS	(\$53,474,913.26)	50.75	(256,497.86)	0.00	(175,742.58)	(69,153.94)	(148,843.10)	(112,037.96)	(265.00)	(91,490.46)	(4,687.88)	(28,541.61)	(1,253.46)	(\$54,683,378.36)
311	CVS ADMIN	(\$8,580,287.28)	0.00	0.00	(142.37)	0.00	0.00	0.00	0.00	0.00	0.00	0.00	0.00	0.00	(\$8,580,429.65)
312	Pharmacy claims monitoring/audit	\$0.00	0.00	0.00	0.00	0.00	0.00	0.00	0.00	0.00	0.00	0.00	0.00	0.00	\$0.00
500	TRANSFERS TO OTHER PLAN YEAR(S)	\$0.00	0.00	0.00	0.00	0.00	0.00	0.00	0.00	0.00	0.00	0.00	0.00	0.00	\$0.00
501	Operating Transfer Exp & Adj	\$31,572,918.55	0.00	0.00	134,629.15	0.00	0.00	0.00	6,924.49	0.00	0.00	0.00	0.00	0.00	\$31,714,472.19
502	Transfer for Clinic Cleaning Services	(\$14,053.60)	0.00	0.00	0.00	0.00	0.00	0.00	0.00	0.00	0.00	0.00	0.00	0.00	(\$14,053.60)
503	Voided/NSF/Cancelled Check Fees	(\$10.00)	0.00	0.00	0.00	0.00	0.00	0.00	0.00	0.00	0.00	0.00	0.00	0.00	(\$10.00)
Total Cash Transactions:		(\$35,702,627.90)	(\$4,463,311.92)	(\$957,705.96)	\$78,416.87	(\$42,503.59)	\$234,366.07	(\$71,579.07)	\$5,316,499.42	(\$635,558.40)	(\$93,333.84)	\$116,847.85	\$33,072.23	\$192,704.71	(\$36,004,713.53)

Kentucky Employees' Health
 2nd Quarter, 2024
 Attachment B – Summary
 Page B-8

2022	Plan Year 2021													
	2021 Balance Forward	Jan-2022	Feb-2022	Mar-2022	Apr-2022	May-2022	Jun-2022	Jul-2022	Aug-2022	Sep-2022	Oct-2022	Nov-2022	Dec-2022	Plan Year Transactions to Date
101 Premiums	\$1,580,256,263.92	82,386,295.89	32,141.79	1,134.10	122,579.11	0.00	0.00	0.00	0.00	0.00	0.00	0.00	0.00	\$1,663,069,045.81
102 HRA Waiver Contribution	\$46,951,082.83	23,020.50	0.00	0.00	0.00	0.00	0.00	0.00	0.00	0.00	0.00	0.00	0.00	\$46,974,103.33
110 Investment Income	(\$163,307.43)	0.00	0.00	0.00	0.00	0.00	0.00	0.00	0.00	0.00	0.00	0.00	0.00	(\$163,307.43)
120 Drug Rebates Scripts	\$0.00	0.00	0.00	0.00	0.00	0.00	0.00	0.00	0.00	0.00	0.00	0.00	0.00	\$0.00
121 Drug Rebates CVS	\$86,722,194.64	46,018,808.16	0.00	0.00	46,125,558.34	0.00	7,104,247.94	0.00	0.00	816,405.37	0.00	0.00	0.00	\$186,787,214.45
130 TRANSFERS FROM OTHER PLAN YEAR(S)	\$0.00	0.00	0.00	0.00	0.00	0.00	0.00	0.00	0.00	0.00	0.00	0.00	0.00	\$0.00
201 Medical Claims-Humana	(\$2,270,305.32)	0.00	0.00	0.00	0.00	0.00	0.00	0.00	0.00	0.00	0.00	0.00	0.00	(\$2,270,305.32)
202 Humana Admin Fees	\$0.00	0.00	0.00	0.00	0.00	0.00	0.00	0.00	0.00	0.00	0.00	0.00	0.00	\$0.00
203 HRA Select Claims-Humana	\$0.00	0.00	0.00	0.00	0.00	0.00	0.00	0.00	0.00	0.00	0.00	0.00	0.00	\$0.00
204 HRA Waiver Claims-Humana	\$0.00	0.00	0.00	0.00	0.00	0.00	0.00	0.00	0.00	0.00	0.00	0.00	0.00	\$0.00
210 Medical Claims-Anthem	(\$1,059,040,281.09)	(97,280,846.92)	(42,144,343.36)	(15,501,921.98)	(10,395,584.37)	(7,317,876.44)	(3,817,620.78)	(1,986,891.44)	(1,456,183.16)	(3,739,126.70)	(1,891,369.00)	(1,324,734.50)	(671,989.65)	(\$1,246,553,760.39)
213 HRA Embedded Claims Wage Works	(\$52,511,047.58)	(1,835,940.77)	(232,555.63)	(232,760.55)	(96,072.56)	(2,117.83)	497.54	141.59	40.68	(500.00)	306.99	843.27	1,085.81	(\$54,908,089.14)
214 HRA Waiver Claims Wage Works	(\$94,074,186.17)	(1,447,578.60)	(147,689.24)	(160,637.49)	(74,930.27)	187.14	1,457.91	(24,793.14)	1,245.26	30.00	418.86	1,420.08	1,704.89	(\$95,923,140.87)
215 Anthem Admin	(\$4,607,262.40)	(7,797.91)	892,208.91	(9.54)	(2.10)	0.00	0.00	869,490.96	0.00	0.00	0.00	0.00	0.00	(\$39,167,491.33)
216 Wage Works Admin	(\$1,268,538.35)	(6,000.00)	0.00	(171,724.20)	(6,154.80)	37,152.95	2,480.01	0.00	0.00	0.00	0.00	0.00	0.00	(\$5,085,605.04)
217 MDX Medical Admin Compass	(\$970,024.00)	(88,184.00)	0.00	0.00	0.00	0.00	0.00	0.00	0.00	0.00	0.00	0.00	0.00	(\$1,274,538.35)
218 Rethink - BH Services	(\$80,862.48)	(26,854.80)	0.00	0.00	1,894.05	0.00	0.00	0.00	0.00	0.00	0.00	0.00	0.00	(\$1,058,208.00)
219 Dependent Eligibility Audit	\$0.00	0.00	0.00	0.00	0.00	0.00	0.00	0.00	0.00	0.00	0.00	0.00	0.00	(\$105,823.23)
220 Printing & Postage	\$0.00	0.00	0.00	0.00	0.00	0.00	0.00	0.00	0.00	0.00	0.00	0.00	0.00	\$0.00
221 WebMD Admin	(\$8,689,941.92)	(834,016.63)	(438.60)	0.00	0.00	0.00	83,800.28	0.00	0.00	0.00	0.00	0.00	0.00	(\$9,440,596.87)
222 WebMD Claims	(\$4,281,472.52)	(526,399.67)	(1,277,905.74)	0.00	0.00	0.00	0.00	0.00	0.00	0.00	0.00	0.00	0.00	(\$5,085,777.93)
301 Pharmacy Claims Express Scripts	\$0.00	0.00	0.00	0.00	0.00	0.00	0.00	0.00	0.00	0.00	0.00	0.00	0.00	\$0.00
302 Express Scripts Admin Fees	\$0.00	0.00	0.00	0.00	0.00	0.00	0.00	0.00	0.00	0.00	0.00	0.00	0.00	\$0.00
310 Pharmacy Claims-CVS	(\$542,074,831.25)	(11,244,825.99)	114,884.23	22,785.17	(56,592.52)	(6,632.09)	(10,599.67)	2,984.00	0.00	1,010.83	(235,313.14)	(1,683.16)	13,898.33	(\$553,474,915.26)
311 CVS ADMIN	(\$9,233,027.56)	(545,994.49)	(74,063.92)	0.00	0.00	0.00	1,995,576.93	0.00	(778.24)	0.00	0.00	0.00	0.00	(\$9,580,287.28)
500 TRANSFERS TO OTHER PLAN YEAR(S)	\$0.00	0.00	0.00	57,207,825.25	0.00	0.00	0.00	0.00	0.00	0.00	0.00	0.00	0.00	\$0.00
501 Operating Transfer Exp & Adj	\$10,218,809.52	0.00	0.00	0.00	0.00	(667,536.00)	22,021,745.03	0.00	0.00	0.00	0.00	0.00	0.00	\$31,572,918.55
502 Transfer for Clinic Cleaning Services	(\$11,498.40)	(1,277.60)	(1,277.60)	0.00	0.00	0.00	0.00	0.00	0.00	0.00	0.00	0.00	0.00	(\$14,053.60)
503 Voided/NSF/Cancelled Check Fees	(\$5.00)	0.00	(5.00)	0.00	0.00	0.00	0.00	0.00	0.00	0.00	0.00	0.00	0.00	(\$10.00)
Total Cash Transactions:	(\$35,676,622.21)	\$14,149,415.17	(\$100,730,147.01)	\$41,164,700.76	\$35,620,694.88	(\$7,956,832.37)	\$20,226,337.25	\$5,955,179.81	(\$1,435,675.46)	(\$3,738,585.87)	(\$1,309,550.92)	(\$1,324,154.31)	(\$655,291.62)	(\$35,702,627.90)

Kentucky Employees' Health
 2nd Quarter, 2024
 Attachment B – Summary
 Page B-9

2021	Plan Year 2021												Plan Year Transactions to Date	
	2020 Balance Forward	Jan-2021	Feb-2021	Mar-2021	Apr-2021	May-2021	Jun-2021	Jul-2021	Aug-2021	Sep-2021	Oct-2021	Nov-2021		Dec-2021
101 PREMIUMS	\$0.00	63,472,193.10	199,062,363.42	84,384,139.59	139,269,584.57	198,984,311.62	54,802,544.13	219,796,010.23	78,164,712.48	137,307,409.50	135,869,871.61	137,882,096.82	131,531,026.85	\$1,580,526,263.92
102 HRA WAIVER CONTRIBUTION	\$0.00	598,675.00	7,221,088.62	647,083.18	3,868,085.06	7,239,391.44	324,887.50	7,449,233.00	3,759,233.94	3,709,825.00	4,030,516.13	4,025,420.50	4,078,548.92	\$46,951,082.83
110 Investment Income	\$0.00	(1,212.76)	(6,831.22)	(14,578.26)	(19,990.84)	(21,596.00)	(19,920.91)	(16,159.69)	(13,178.98)	(11,453.28)	(13,851.35)	(11,717.64)	(12,816.54)	(\$163,307.43)
120 DRUG REBATES- ESCRIFTS	\$0.00	0.00	0.00	0.00	0.00	0.00	0.00	0.00	0.00	0.00	0.00	0.00	0.00	\$0.00
121 DRUG REBATES- CVS	\$0.00	0.00	0.00	0.00	0.00	0.00	0.00	43,236,360.15	0.00	0.00	43,485,834.49	0.00	0.00	\$86,722,194.64
130 TRANSFERS FROM OTHER PLAN YEAR(S)	\$0.00	0.00	0.00	0.00	0.00	0.00	0.00	0.00	0.00	0.00	0.00	0.00	0.00	\$0.00
201 MEDICAL CLAIMS HUMANA	\$0.00	0.00	0.00	0.00	0.00	0.00	0.00	(2,270,305.32)	0.00	0.00	0.00	0.00	0.00	(\$2,270,305.32)
202 HUMANA ADMIN FEES	\$0.00	0.00	0.00	0.00	0.00	0.00	0.00	0.00	0.00	0.00	0.00	0.00	0.00	\$0.00
203 HRA EMBEDDED CLAIMS HUMANA	\$0.00	0.00	0.00	0.00	0.00	0.00	0.00	0.00	0.00	0.00	0.00	0.00	0.00	\$0.00
204 HRA WAIVER CLAIMS HUMANA	\$0.00	0.00	0.00	0.00	0.00	0.00	0.00	0.00	0.00	0.00	0.00	0.00	0.00	\$0.00
210 MEDICAL CLAIMS- ANTHEM	\$0.00	(10,542,513.87)	(55,976,126.08)	(88,796,985.14)	(80,700,555.56)	(75,863,102.49)	(110,402,644.72)	(96,456,853.80)	(108,228,305.44)	(85,173,828.79)	(86,922,147.52)	(136,326,862.56)	(123,648,375.12)	(\$1,059,040,281.09)
213 HRA EMBEDDED CLAIMS- WW	\$0.00	(4,088,411.05)	(4,547,844.57)	(6,204,043.93)	(5,423,089.31)	(4,585,932.18)	(5,329,641.97)	(4,780,846.72)	(4,203,523.63)	(3,264,387.69)	(3,211,090.69)	(3,309,619.69)	(3,563,516.15)	(\$52,511,047.58)
214 HRA WAIVER CLAIMS- WW	\$0.00	(2,616,195.70)	(2,421,355.51)	(3,016,708.44)	(2,661,622.22)	(2,177,998.80)	(2,673,877.20)	(4,250,604.51)	(3,411,427.27)	(2,328,032.41)	(2,644,761.23)	(2,829,164.67)	(2,840,454.21)	(\$34,074,186.17)
215 ANTHEM ADMIN	\$0.00	(3,751,554.60)	(3,749,497.20)	(3,744,087.00)	(3,737,963.42)	(4,126,101.00)	(3,720,324.78)	(3,700,986.73)	(3,667,737.71)	(3,660,161.23)	(3,712,133.80)	(3,714,950.33)	(3,720,058.71)	(\$40,921,381.65)
216 WAGE WORKS ADMIN	\$0.00	0.00	(429,127.20)	(424,025.40)	(427,044.80)	(427,652.20)	(391,925.40)	(411,982.80)	(398,229.60)	(404,845.60)	(455,678.40)	(372,084.60)	(364,666.40)	(\$4,507,262.40)
217 MDX MEDICAL ADMIN- COMPASS	\$0.00	(103,847.20)	(110,946.40)	(103,607.40)	(108,238.55)	(105,619.20)	(104,170.80)	(104,861.10)	(105,301.30)	(103,656.70)	(105,274.55)	(1,200.00)	(211,815.15)	(\$1,288,338.35)
218 Rethink- BH Services	\$0.00	0.00	(376,368.00)	(88,184.00)	(88,184.00)	0.00	(176,368.00)	0.00	(88,184.00)	(88,184.00)	(88,184.00)	(88,184.00)	0.00	(\$970,024.00)
219 Dependent Eligibility Audit	\$0.00	0.00	(1,035.00)	(25,470.20)	(10,110.80)	(4,301.00)	(4,788.60)	1,890.80	(11,219.40)	(5,652.48)	(9,089.60)	(11,026.20)	0.00	(\$90,862.48)
220 Printing & Postage	\$0.00	0.00	0.00	0.00	0.00	0.00	0.00	0.00	0.00	0.00	0.00	0.00	0.00	\$0.00
221 WebMD Admin	\$0.00	0.00	0.00	0.00	0.00	(1,241,780.58)	(2,801,921.27)	(1,001,513.46)	(1,468,739.43)	(1,278,223.23)	(902,468.64)	(170,543.49)	(424,751.82)	(\$8,689,941.92)
222 WebMD Claims	\$0.00	0.00	0.00	0.00	0.00	(255,137.22)	(637,374.78)	(637,374.78)	0.00	(293,633.41)	0.00	(432,185.00)	(2,663,192.11)	(\$4,281,472.52)
301 PHARMACY CLAIMS - ESI	\$0.00	0.00	0.00	0.00	0.00	0.00	0.00	0.00	0.00	0.00	0.00	0.00	0.00	\$0.00
302 EXPRESS SCRIPTS ADMIN FEES	\$0.00	0.00	0.00	0.00	0.00	0.00	0.00	0.00	0.00	0.00	0.00	0.00	0.00	\$0.00
310 PHARMACY CLAIMS- CVS	\$0.00	(29,674,047.77)	(41,590,191.23)	(40,395,682.44)	(47,710,975.99)	(42,622,865.37)	(48,766,666.60)	(46,038,836.24)	(46,267,158.95)	(48,089,988.08)	(47,292,886.66)	(37,550,925.41)	(66,097,306.51)	(\$542,074,831.25)
311 CVS ADMIN	\$0.00	(236,579.00)	(243,422.94)	(1,022,788.22)	(1,063,523.85)	(1,003,233.79)	(949,161.95)	(684,174.04)	(769,506.99)	(901,926.27)	(718,618.10)	(905,794.78)	(733,308.03)	(\$9,232,027.56)
500 TRANSFERS TO OTHER PLAN YEAR(S)	\$0.00	0.00	0.00	0.00	0.00	0.00	0.00	0.00	0.00	0.00	0.00	0.00	0.00	\$0.00
501 OPERATING TRANSFER/EXP & ADJ	\$0.00	(2,065,859.17)	(1,277.60)	0.00	(1,853,172.12)	16,962,267.73	(646,996.00)	0.00	(105,908.00)	0.00	(2,070,305.32)	0.00	0.00	\$10,218,809.52
502 Transfer for Clinic Cleaning Services	\$0.00	0.00	0.00	(1,277.60)	0.00	(1,277.60)	(3,832.80)	0.00	0.00	(1,277.60)	0.00	(3,832.80)	0.00	(\$11,498.40)
503 Voided/NSF/Cancelled Check Fees	\$0.00	0.00	0.00	0.00	0.00	(5.00)	0.00	0.00	0.00	0.00	0.00	0.00	0.00	(\$5.00)
Total Cash Transactions:	\$0.00	\$10,990,642.98	\$97,029,929.09	(\$58,806,195.26)	(\$66,801,831.83)	\$94,835,253.26	(\$120,864,748.37)	\$110,129,984.99	(\$86,815,474.94)	(\$4,876,200.27)	\$35,899,732.37	(\$43,800,573.85)	(\$68,670,669.98)	(\$35,678,622.21)

Kentucky Employees' Health
 2nd Quarter, 2024
 Attachment B – Summary
 Page B-10

2024	2023 Balance Forward	Plan Year 2022												Plan Year Transactions to Date		
		Jan-2024	Feb-2024	Mar-2024	Apr-2024	May-2024	Jun-2024	Jul-2024	Aug-2024	Sep-2024	Oct-2024	Nov-2023	Dec-2024			
101 Premiums	\$1,692,653,610.02	0.00	0.00	0.00	0.00	0.00	0.00	0.00	0.00	0.00	0.00	0.00	0.00	0.00	0.00	\$1,692,653,610.02
102 HRA Waiver Contribution	\$48,900,472.44	0.00	0.00	0.00	0.00	0.00	0.00	0.00	0.00	0.00	0.00	0.00	0.00	0.00	0.00	\$48,900,472.44
110 Investment Income	\$7,523,424.13	0.00	0.00	0.00	0.00	0.00	0.00	0.00	0.00	0.00	0.00	0.00	0.00	0.00	0.00	\$7,523,424.13
120 Drug Rebates Scripts	\$0.00	0.00	0.00	0.00	0.00	0.00	0.00	0.00	0.00	0.00	0.00	0.00	0.00	0.00	0.00	\$0.00
121 Drug Rebates CVS	\$220,011,274.92	353,684.98	0.00	0.00	498,550.56	0.00	0.00	0.00	0.00	0.00	0.00	0.00	0.00	0.00	0.00	\$220,863,510.46
130 TRANSFERS FROM OTHER PLAN YEAR(S)	\$0.00	0.00	0.00	0.00	0.00	0.00	0.00	0.00	0.00	0.00	0.00	0.00	0.00	0.00	0.00	\$0.00
201 Medical Claims Humana	\$0.00	0.00	0.00	0.00	0.00	0.00	0.00	0.00	0.00	0.00	0.00	0.00	0.00	0.00	0.00	\$0.00
202 Humana Admin Fees	\$0.00	0.00	0.00	0.00	0.00	0.00	0.00	0.00	0.00	0.00	0.00	0.00	0.00	0.00	0.00	\$0.00
203 HRA Select Claims Humana	\$0.00	0.00	0.00	0.00	0.00	0.00	0.00	0.00	0.00	0.00	0.00	0.00	0.00	0.00	0.00	\$0.00
204 HRA Waiver Claims Humana	\$0.00	0.00	0.00	0.00	0.00	0.00	0.00	0.00	0.00	0.00	0.00	0.00	0.00	0.00	0.00	\$0.00
210 Medical Claims Anthem	\$1,235,727,720.42	1,025,762.02	(48,617.44)	(319,738.81)	(15,034.65)	196,918.15	192,098.55	0.00	0.00	0.00	0.00	0.00	0.00	0.00	0.00	(\$1,234,896,332.60)
211 Carrum Claims	\$0.00	0.00	0.00	0.00	0.00	0.00	0.00	0.00	0.00	0.00	0.00	0.00	0.00	0.00	0.00	\$0.00
213 HRA Embedded Claims Wage Works	\$56,663,357.29	95.14	3,926.20	0.00	2,218.11	384.57	5,916.95	0.00	0.00	0.00	0.00	0.00	0.00	0.00	0.00	(\$56,650,816.32)
214 HRA Waiver Claims Wage Works	\$35,207,933.99	88.00	2,831.62	0.00	375.52	0.98	3,785.70	0.00	0.00	0.00	0.00	0.00	0.00	0.00	0.00	(\$35,200,850.57)
215 Anthem Admin	\$43,233,574.97	0.00	0.00	0.00	0.00	0.00	0.00	0.00	0.00	0.00	0.00	0.00	0.00	0.00	0.00	(\$43,233,574.97)
216 Wage Works Admin	\$5,101,553.10	0.00	0.00	0.00	0.00	0.00	0.00	0.00	0.00	0.00	0.00	0.00	0.00	0.00	0.00	(\$5,101,553.10)
217 MDX Medical Admin Compass	\$1,313,818.56	0.00	0.00	0.00	0.00	0.00	0.00	0.00	0.00	0.00	0.00	0.00	0.00	0.00	0.00	(\$1,313,818.56)
218 Rethink - BH Services	\$867,240.00	0.00	0.00	0.00	0.00	0.00	0.00	0.00	0.00	0.00	0.00	0.00	0.00	0.00	0.00	(\$867,240.00)
219 Dependent Eligibility Audit	\$173,572.95	0.00	0.00	0.00	0.00	0.00	0.00	0.00	0.00	0.00	0.00	0.00	0.00	0.00	0.00	(\$173,572.95)
220 Printing & Postage	\$0.00	0.00	0.00	0.00	0.00	0.00	0.00	0.00	0.00	0.00	0.00	0.00	0.00	0.00	0.00	\$0.00
221 WebMD Admin	\$8,470,863.75	0.00	0.00	0.00	0.00	0.00	0.00	0.00	0.00	0.00	0.00	0.00	0.00	0.00	0.00	(\$8,470,863.75)
222 WebMD Claims	\$3,953,105.00	0.00	0.00	0.00	0.00	0.00	0.00	0.00	0.00	0.00	0.00	0.00	0.00	0.00	0.00	(\$3,953,105.00)
223 Castlight Admin	\$0.00	0.00	0.00	0.00	0.00	0.00	0.00	0.00	0.00	0.00	0.00	0.00	0.00	0.00	0.00	\$0.00
224 Castlight Rewards	\$0.00	0.00	0.00	0.00	0.00	0.00	0.00	0.00	0.00	0.00	0.00	0.00	0.00	0.00	0.00	\$0.00
301 Pharmacy Claims Express Scripts	\$0.00	0.00	0.00	0.00	0.00	0.00	0.00	0.00	0.00	0.00	0.00	0.00	0.00	0.00	0.00	\$0.00
302 Express Scripts Admin Fees	\$0.00	0.00	0.00	0.00	0.00	0.00	0.00	0.00	0.00	0.00	0.00	0.00	0.00	0.00	0.00	\$0.00
310 Pharmacy Claims-CVS	\$579,295,552.90	(32,816.45)	14,358.83	(13.72)	30,733.41	(71,313.72)	(661.12)	0.00	0.00	0.00	0.00	0.00	0.00	0.00	0.00	(\$579,355,165.07)
311 CVS ADMIN	\$15,305,743.72	0.00	0.00	0.00	0.00	0.00	0.00	0.00	0.00	0.00	0.00	0.00	0.00	0.00	0.00	(\$15,305,743.72)
312 Pharmacy claims monitoring/audit	\$0.00	0.00	0.00	0.00	0.00	0.00	0.00	0.00	0.00	0.00	0.00	0.00	0.00	0.00	0.00	\$0.00
500 TRANSFERS TO OTHER PLAN YEAR(S)	\$0.00	0.00	0.00	0.00	0.00	0.00	0.00	0.00	0.00	0.00	0.00	0.00	0.00	0.00	0.00	\$0.00
501 Operating Transfer Exp & Adj	\$8,009,632.98	0.00	0.00	0.00	0.00	0.00	0.00	0.00	0.00	0.00	0.00	0.00	0.00	0.00	0.00	(\$8,009,632.98)
502 Transfer for Clinic Cleaning Services	\$14,810.04	0.00	0.00	0.00	0.00	0.00	0.00	0.00	0.00	0.00	0.00	0.00	0.00	0.00	0.00	(\$14,810.04)
503 Voided/NSF/Cancelled Check Fees	\$5.00	0.00	0.00	0.00	0.00	0.00	0.00	0.00	0.00	0.00	0.00	0.00	0.00	0.00	0.00	(\$5.00)
Total Cash Transactions:	(\$2,249,701.96)	\$1,346,814.69	(\$27,500.79)	(\$319,753.53)	\$516,842.95	\$125,988.98	\$201,241.08	\$0.00	\$0.00	\$0.00	\$0.00	\$0.00	\$0.00	\$0.00	\$0.00	(\$22,406,067.58)

Kentucky Employees' Health
 2nd Quarter, 2024
 Attachment B – Summary
 Page B-11

2023	2022 Balance Forward	Plan Year 2022												Plan Year Transactions to Date			
		Jan-2023	Feb-2023	Mar-2023	Apr-2023	May-2023	Jun-2023	Jul-2023	Aug-2023	Sep-2023	Oct-2023	Nov-2023	Dec-2023				
101 Premiums	\$1,616,798,803.82	75,803,308.81	46,278.55	3,520.75	1,572.66	126.43	0.00	0.00	0.00	0.00	0.00	0.00	0.00	0.00	0.00	0.00	\$1,692,653,610.02
102 HRA Waiver Contribution	\$45,223,173.89	3,678,758.55	0.00	0.00	0.00	0.00	0.00	0.00	0.00	0.00	0.00	0.00	0.00	0.00	0.00	0.00	\$48,900,472.44
110 Investment Income	\$6,074,736.34	0.00	0.00	1,448,687.99	0.00	0.00	0.00	0.00	0.00	0.00	0.00	0.00	0.00	0.00	0.00	0.00	\$7,523,424.13
120 Dru Rebates Escrips	\$0.00	0.00	0.00	0.00	0.00	0.00	0.00	0.00	0.00	0.00	0.00	0.00	0.00	0.00	0.00	0.00	\$0.00
121 Drug Rebates CVS	\$98,973,457.84	56,253,087.81	0.00	0.00	57,500,639.87	0.00	0.00	7,055,655.27	0.00	133,695.54	0.00	0.00	0.00	0.00	94,738.59	0.00	\$220,011,274.92
130 TRANSFERS FROM OTHER PLAN YEAR(S)	\$0.00	0.00	0.00	0.00	0.00	0.00	0.00	0.00	0.00	0.00	0.00	0.00	0.00	0.00	0.00	0.00	\$0.00
201 Medical Claims Humana	\$0.00	0.00	0.00	0.00	0.00	0.00	0.00	0.00	0.00	0.00	0.00	0.00	0.00	0.00	0.00	0.00	\$0.00
202 Humana Admin Fees	\$0.00	0.00	0.00	0.00	0.00	0.00	0.00	0.00	0.00	0.00	0.00	0.00	0.00	0.00	0.00	0.00	\$0.00
203 HRA Select Claims Humana	\$0.00	0.00	0.00	0.00	0.00	0.00	0.00	0.00	0.00	0.00	0.00	0.00	0.00	0.00	0.00	0.00	\$0.00
204 HRA Waiver Claims Humana	\$0.00	0.00	0.00	0.00	0.00	0.00	0.00	0.00	0.00	0.00	0.00	0.00	0.00	0.00	0.00	0.00	\$0.00
210 Medical Claims Anthem	(\$1,063,035,594.85)	(114,816,710.72)	(26,707,110.11)	(11,486,681.99)	(6,520,327.46)	(6,193,553.58)	290,093.17	(785,753.48)	(3,161,283.55)	(1,334,773.74)	(1,992,956.24)	(210,358.43)	227,290.56	(1,235,727,720.42)	0.00	0.00	\$0.00
211 Carrum Claims	\$0.00	0.00	0.00	0.00	0.00	0.00	0.00	0.00	0.00	0.00	0.00	0.00	0.00	0.00	0.00	0.00	\$0.00
213 HRA Embedded Claims Wage Works	(\$5,641,311.93)	(1,536,898.86)	(219,586.36)	(178,898.25)	(94,621.02)	2,161.08	829.38	61.64	846.33	777.31	0.00	0.00	0.00	0.00	0.00	0.00	(\$56,463,357.29)
214 HRA Waiver Claims Wage Works	(\$33,610,867.11)	(1,272,755.16)	(140,087.37)	(103,292.75)	(84,632.60)	(1,087.36)	755.51	250.00	240.07	255.38	292.20	880.11	2,145.69	0.00	0.00	0.00	(\$35,207,933.99)
215 Anthem Admin	(\$44,110,819.03)	(4,963.28)	(111.55)	882,276.15	42.74	0.00	0.00	0.00	0.00	0.00	0.00	0.00	0.00	0.00	0.00	0.00	(\$43,233,574.97)
216 Wage Works Admin	(\$4,666,510.80)	(441,178.80)	(5,563.60)	(5,496.40)	(5,423.60)	11,310.05	0.00	0.00	11,310.05	0.00	0.00	0.00	0.00	0.00	0.00	0.00	(\$5,101,553.10)
217 MDX Medical Admin Compass	(\$1,330,791.20)	3,310.00	0.00	13,662.64	0.00	0.00	0.00	0.00	0.00	0.00	0.00	0.00	0.00	0.00	0.00	0.00	(\$1,313,818.56)
218 Rethink - BH Services	(\$867,240.00)	0.00	0.00	0.00	0.00	0.00	0.00	0.00	0.00	0.00	0.00	0.00	0.00	0.00	0.00	0.00	(\$867,240.00)
219 Dependent Eligibility Audit	(\$167,118.00)	(8,643.40)	2,188.45	0.00	0.00	0.00	0.00	0.00	0.00	0.00	0.00	0.00	0.00	0.00	0.00	0.00	(\$173,572.95)
220 Printing & Postage	\$0.00	0.00	0.00	0.00	0.00	0.00	0.00	0.00	0.00	0.00	0.00	0.00	0.00	0.00	0.00	0.00	\$0.00
221 WebMD Admin	(\$8,216,401.95)	(257,615.50)	(74,259.28)	0.00	0.00	79,412.98	0.00	0.00	0.00	0.00	0.00	0.00	0.00	0.00	0.00	0.00	(\$8,470,863.75)
222 WebMD Claims	(\$2,520,225.00)	(1,432,880.00)	0.00	0.00	0.00	0.00	0.00	0.00	0.00	0.00	0.00	0.00	0.00	0.00	0.00	0.00	(\$3,953,105.00)
223 Castlight Admin	\$0.00	0.00	0.00	0.00	0.00	0.00	0.00	0.00	0.00	0.00	0.00	0.00	0.00	0.00	0.00	0.00	\$0.00
224 Castlight Rewards	\$0.00	0.00	0.00	0.00	0.00	0.00	0.00	0.00	0.00	0.00	0.00	0.00	0.00	0.00	0.00	0.00	\$0.00
301 Pharmacy Claims Express Scripts	\$0.00	0.00	0.00	0.00	0.00	0.00	0.00	0.00	0.00	0.00	0.00	0.00	0.00	0.00	0.00	0.00	\$0.00
302 Express Scripts Admin Fees	\$0.00	0.00	0.00	0.00	0.00	0.00	0.00	0.00	0.00	0.00	0.00	0.00	0.00	0.00	0.00	0.00	\$0.00
310 Pharmacy Claims-CVS	(\$568,971,400.89)	(10,812,463.38)	1,155,002.81	0.00	(226,651.25)	(80,969.45)	(71,205.51)	(163,355.46)	(284,926.44)	(754,878.97)	(13,719.90)	645,136.52	283,973.62	(\$579,295,552.30)	0.00	0.00	\$0.00
311 CVS ADMIN	(\$13,707,707.04)	(536,471.89)	(987,772.97)	(73,791.82)	0.00	0.00	0.00	0.00	0.00	0.00	0.00	0.00	0.00	0.00	0.00	0.00	(\$15,305,743.72)
312 Pharmacy claims monitoring/audit	\$0.00	0.00	0.00	0.00	0.00	0.00	0.00	0.00	0.00	0.00	0.00	0.00	0.00	0.00	0.00	0.00	\$0.00
500 TRANSFERS TO OTHER PLAN YEAR(S)	\$0.00	0.00	0.00	0.00	0.00	0.00	0.00	0.00	0.00	0.00	0.00	0.00	0.00	0.00	0.00	0.00	\$0.00
501 Operating Transfer Exp & Adj	(\$8,009,632.98)	0.00	0.00	0.00	0.00	0.00	0.00	0.00	0.00	0.00	0.00	0.00	0.00	0.00	0.00	0.00	(\$8,009,632.98)
502 Transfer for Clinic Cleaning Services	(\$13,524.77)	(1,285.27)	0.00	0.00	0.00	0.00	0.00	0.00	0.00	0.00	0.00	0.00	0.00	0.00	0.00	0.00	(\$14,810.04)
503 Voided/NSF/Cancelled Check Fees	(\$5,000)	0.00	0.00	0.00	0.00	0.00	0.00	0.00	0.00	0.00	0.00	0.00	0.00	0.00	0.00	0.00	(\$5,000)
Total Cash Transactions:	(\$36,802,548.86)	\$4,616,596.91	(\$26,931,021.43)	(\$9,500,013.68)	\$50,570,599.34	(\$6,182,600.85)	\$354,146.09	\$6,106,853.97	(\$3,433,813.54)	(\$2,088,620.02)	(\$1,911,645.35)	\$435,357.15	\$517,004.31	(\$24,249,701.96)			

2021	Plan Year 2022												Plan Year Transactions To Date	
	2020 Balance Forward	Jan-2021	Feb-2021	Mar-2021	Apr-2021	May-2021	Jun-2021	Jul-2021	Aug-2021	Sep-2021	Oct-2021	Nov-2021		Dec-2021
101. PREMIUMS	\$0.00	0.00	0.00	0.00	0.00	0.00	0.00	0.00	0.00	0.00	0.00	0.00	113.30	\$113.30
102. HRA WAIVER CONTRIBUTION	\$0.00	0.00	0.00	0.00	0.00	0.00	0.00	0.00	0.00	0.00	0.00	0.00	0.00	\$0.00
110. Investment Income	\$0.00	0.00	0.00	0.00	0.00	0.00	0.00	0.00	0.00	0.00	0.00	0.00	0.00	\$0.00
120. DRUG REBATES- ESCRIPTS	\$0.00	0.00	0.00	0.00	0.00	0.00	0.00	0.00	0.00	0.00	0.00	0.00	0.00	\$0.00
121. DRUG REBATES- CVS	\$0.00	0.00	0.00	0.00	0.00	0.00	0.00	0.00	0.00	0.00	0.00	0.00	0.00	\$0.00
130. TRANSFERS FROM OTHER PLAN YEAR(S)	\$0.00	0.00	0.00	0.00	0.00	0.00	0.00	0.00	0.00	0.00	0.00	0.00	0.00	\$0.00
201. MEDICAL CLAIMS HUMANA	\$0.00	0.00	0.00	0.00	0.00	0.00	0.00	0.00	0.00	0.00	0.00	0.00	0.00	\$0.00
202. HUMANA ADMIN FEES	\$0.00	0.00	0.00	0.00	0.00	0.00	0.00	0.00	0.00	0.00	0.00	0.00	0.00	\$0.00
203. HRA EMBEDDED CLAIMS HUMANA	\$0.00	0.00	0.00	0.00	0.00	0.00	0.00	0.00	0.00	0.00	0.00	0.00	0.00	\$0.00
204. HRA WAIVER CLAIMS HUMANA	\$0.00	0.00	0.00	0.00	0.00	0.00	0.00	0.00	0.00	0.00	0.00	0.00	0.00	\$0.00
210. MEDICAL CLAIMS- ANTHEM	\$0.00	0.00	0.00	0.00	0.00	0.00	0.00	0.00	0.00	0.00	0.00	0.00	0.00	\$0.00
213. HRA EMBEDDED CLAIMS- WW	\$0.00	0.00	0.00	0.00	0.00	0.00	0.00	0.00	0.00	0.00	0.00	0.00	0.00	\$0.00
214. HRA WAIVER CLAIMS- WW	\$0.00	0.00	0.00	0.00	0.00	0.00	0.00	0.00	0.00	0.00	0.00	0.00	0.00	\$0.00
215. ANTHEM ADMIN	\$0.00	0.00	0.00	0.00	0.00	0.00	0.00	0.00	0.00	0.00	0.00	0.00	0.00	\$0.00
216. WAGE WORIS ADMIN	\$0.00	0.00	0.00	0.00	0.00	0.00	0.00	0.00	0.00	0.00	0.00	0.00	0.00	\$0.00
217. MDX MEDICAL ADMIN- COMPASS	\$0.00	0.00	0.00	0.00	0.00	0.00	0.00	0.00	0.00	0.00	0.00	0.00	0.00	\$0.00
218. Rethink - BH Services	\$0.00	0.00	0.00	0.00	0.00	0.00	0.00	0.00	0.00	0.00	0.00	0.00	0.00	\$0.00
219. Dependent Eligibility Audit	\$0.00	0.00	0.00	0.00	0.00	0.00	0.00	0.00	0.00	0.00	0.00	0.00	0.00	\$0.00
220. Printing & Postage	\$0.00	0.00	0.00	0.00	0.00	0.00	0.00	0.00	0.00	0.00	0.00	0.00	0.00	\$0.00
221. WebMD Admin	\$0.00	0.00	0.00	0.00	0.00	0.00	0.00	0.00	0.00	0.00	0.00	0.00	0.00	\$0.00
222. WebMD Claims	\$0.00	0.00	0.00	0.00	0.00	0.00	0.00	0.00	0.00	0.00	0.00	0.00	0.00	\$0.00
301. PHARMACY CLAIMS - ESI	\$0.00	0.00	0.00	0.00	0.00	0.00	0.00	0.00	0.00	0.00	0.00	0.00	0.00	\$0.00
302. EXPRESS SCRIPTS ADMIN FEES	\$0.00	0.00	0.00	0.00	0.00	0.00	0.00	0.00	0.00	0.00	0.00	0.00	0.00	\$0.00
310. PHARMACY CLAIMS- CVS	\$0.00	0.00	0.00	0.00	0.00	0.00	0.00	0.00	0.00	0.00	0.00	0.00	0.00	\$0.00
311. CVS ADMIN	\$0.00	0.00	0.00	0.00	0.00	0.00	0.00	0.00	0.00	0.00	0.00	0.00	0.00	\$0.00
500. TRANSFERS TO OTHER PLAN YEAR(S)	\$0.00	0.00	0.00	0.00	0.00	0.00	0.00	0.00	0.00	0.00	0.00	0.00	0.00	\$0.00
501. OPERATING TRANSFER/EXP & ADJ	\$0.00	0.00	0.00	0.00	0.00	0.00	0.00	0.00	0.00	0.00	0.00	0.00	0.00	\$0.00
502. Transfer for Clinic Cleaning Services	\$0.00	0.00	0.00	0.00	0.00	0.00	0.00	0.00	0.00	0.00	0.00	0.00	0.00	\$0.00
503. Voided/NSF/Cancelled Check Fees	\$0.00	0.00	0.00	0.00	0.00	0.00	0.00	0.00	0.00	0.00	0.00	0.00	0.00	\$0.00
Total Cash Transactions:	\$0.00	\$0.00	\$0.00	\$0.00	\$0.00	\$0.00	\$0.00	\$0.00	\$0.00	\$0.00	\$0.00	\$0.00	\$113.30	\$113.30

Kentucky Employees' Health Plan - Status Report

2nd Quarter, 2024

Attachment B - Summary

2024		Plan Year 2023												
	2023 Balance Forward	Jan-2024	Feb-2024	Mar-2024	Apr-2024	May-2024	Jun-2024	Jul-2024	Aug-2024	Sep-2024	Oct-2024	Nov-2023	Dec-2024	Plan Year Transactions to Date
101 Premiums	\$1,824,955,041.83	11,994,251.04	37,589.96	2,211.78	0.00	0.00	0.00	0.00	0.00	0.00	0.00	0.00	0.00	\$1,836,997,094.61
102 HRA Waiver Contribution	\$50,895,451.49	56,962.50	0.00	0.00	0.00	0.00	0.00	0.00	0.00	0.00	0.00	0.00	0.00	\$50,892,413.99
110 Investment Income	\$16,804,654.92	0.00	0.00	0.00	0.00	0.00	0.00	0.00	0.00	0.00	0.00	0.00	0.00	\$16,804,654.92
120 Drug Rebates Credits	\$0.00	0.00	0.00	0.00	0.00	0.00	0.00	0.00	0.00	0.00	0.00	0.00	0.00	\$0.00
121 Drug Rebates CVS	\$123,316,712.78	69,736,333.60	0.00	0.00	70,158,569.59	0.00	0.00	0.00	0.00	0.00	0.00	0.00	0.00	\$263,211,615.97
130 TRANSFERS FROM OTHER PLAN YEAR(S)	\$0.00	0.00	0.00	0.00	0.00	0.00	0.00	0.00	0.00	0.00	0.00	0.00	0.00	\$0.00
201 Medical Claims Humana	\$0.00	0.00	0.00	0.00	0.00	0.00	0.00	0.00	0.00	0.00	0.00	0.00	0.00	\$0.00
202 Humana Admin Fees	\$0.00	0.00	0.00	0.00	0.00	0.00	0.00	0.00	0.00	0.00	0.00	0.00	0.00	\$0.00
203 HRA Select Claims Humana	\$0.00	0.00	0.00	0.00	0.00	0.00	0.00	0.00	0.00	0.00	0.00	0.00	0.00	\$0.00
204 HRA Waiver Claims Humana	\$0.00	0.00	0.00	0.00	0.00	0.00	0.00	0.00	0.00	0.00	0.00	0.00	0.00	\$0.00
210 Medical Claims Anthem	(\$1,144,699,896.66)	(102,795,513.91)	(26,550,409.78)	(6,802,613.07)	(8,519,715.15)	(1,638,771.49)	(9,876.49)	0.00	0.00	0.00	0.00	0.00	0.00	(\$1,297,016,896.55)
211 Carum Claims	\$0.00	0.00	0.00	0.00	0.00	0.00	0.00	0.00	0.00	0.00	0.00	0.00	0.00	\$0.00
213 HRA Embedded Claims Wage Works	(\$55,899,565.79)	(1,830,068.60)	(290,695.14)	(189,170.45)	(120,709.86)	(1,052.83)	(786.65)	0.00	0.00	0.00	0.00	0.00	0.00	(\$58,336,043.32)
214 HRA Waiver Claims Wage Works	(\$34,519,912.37)	(1,418,429.41)	(282,071.93)	(107,628.88)	(73,117.71)	590.28	(66.42)	0.00	0.00	0.00	0.00	0.00	0.00	(\$36,400,636.44)
215 Anthem Admin	(\$47,140,051.17)	(4,922.14)	(114.46)	669,650.63	(3,817,789.50)	3,817,789.50	0.00	0.00	0.00	0.00	0.00	0.00	0.00	(\$46,475,437.14)
216 Wage Works Admin	(\$4,719,013.90)	(485,828.30)	40,303.20	(4,687.20)	(4,676.00)	0.00	0.00	0.00	0.00	0.00	0.00	0.00	0.00	(\$5,173,802.20)
217 MDX Medical Admin Compass	(\$1,376,028.70)	0.00	0.00	13,713.41	(1,500.00)	0.00	0.00	0.00	0.00	0.00	0.00	0.00	0.00	(\$1,363,815.29)
218 Rethink - BH Services	(\$937,904.00)	0.00	0.00	0.00	0.00	0.00	0.00	0.00	0.00	0.00	0.00	0.00	0.00	(\$937,904.00)
219 Dependent Eligibility Audit	(\$90,587.80)	(8,855.00)	0.00	0.00	0.00	0.00	0.00	0.00	0.00	0.00	0.00	0.00	0.00	(\$99,442.80)
220 Printing & Postage	\$0.00	0.00	0.00	0.00	0.00	0.00	0.00	0.00	0.00	0.00	0.00	0.00	0.00	\$0.00
221 WebMD Admin	(\$7,356,139.93)	(996,081.75)	(94.13)	(5,021.80)	0.00	0.00	22,272.00	0.00	0.00	0.00	0.00	0.00	0.00	(\$7,733,085.61)
222 WebMD Claims	(\$164,604.00)	0.00	(830,869.00)	0.00	0.00	0.00	1,752,474.23	0.00	0.00	0.00	0.00	0.00	0.00	\$57,001.23
223 Castlight Admin	(\$833,333.34)	0.00	(416,666.67)	0.00	0.00	0.00	0.00	0.00	0.00	0.00	0.00	0.00	0.00	(\$1,250,000.01)
224 Castlight Rewards	\$0.00	0.00	0.00	0.00	0.00	0.00	0.00	0.00	0.00	0.00	0.00	0.00	0.00	\$0.00
301 Pharmacy Claims Express Scripts	\$0.00	0.00	0.00	0.00	0.00	0.00	0.00	0.00	0.00	0.00	0.00	0.00	0.00	\$0.00
302 Express Scripts Admin Fees	\$0.00	0.00	0.00	0.00	0.00	0.00	0.00	0.00	0.00	0.00	0.00	0.00	0.00	\$0.00
310 Pharmacy Claims-CVS	(\$694,321,855.83)	(31,389,923.22)	(194,730.76)	(38,944.83)	(31,199.38)	(25,632.10)	11,324.87	0.00	0.00	0.00	0.00	0.00	0.00	(\$725,991,961.15)
311 CVS ADMIN	(\$15,558,111.17)	(2,100,884.33)	(847,813.17)	0.00	0.00	0.00	0.00	0.00	0.00	0.00	0.00	0.00	0.00	(\$18,506,608.67)
312 Pharmacy claims monitoring/audit	(\$76,048.71)	0.00	(339,980.71)	0.00	0.00	0.00	0.00	0.00	0.00	0.00	0.00	0.00	0.00	(\$416,030.42)
500 TRANSFERS TO OTHER PLAN YEAR(S)	\$0.00	0.00	0.00	0.00	0.00	0.00	0.00	0.00	0.00	0.00	0.00	0.00	0.00	\$0.00
501 Operating Transfer Exp & Adj	(\$8,330,978.06)	2,025.91	155.46	0.00	0.00	0.00	0.00	0.00	0.00	0.00	0.00	0.00	0.00	(\$8,330,978.69)
502 Transfer for Clinic Cleaning Services	(\$11,066.59)	(2,432.56)	0.00	0.00	0.00	0.00	0.00	0.00	0.00	0.00	0.00	0.00	0.00	(\$13,499.15)
503 Voided/NSF/Cancelled Check Fees	\$0.00	0.00	0.00	0.00	0.00	0.00	0.00	0.00	0.00	0.00	0.00	0.00	0.00	\$0.00
Total Cash Transactions:	(\$1,325,258.00)	(\$64,643,166.17)	(\$29,675,397.13)	(\$6,464,490.41)	\$57,588,862.09	\$2,152,923.36	\$1,715,247.54	\$0.00	\$0.00	\$0.00	\$0.00	\$0.00	\$0.00	(\$40,591,278.72)

Kentucky Employees' Health
2nd Quarter, 2024
Attachment B – Summary
Page B-20

		Combined 2016, 2017, 2018, 2019, 2020, 2021, 2022 Plan Years													
2022		2021 Balance Forward	Jan-2022	Feb-2022	Mar-2022	Apr-2022	May-2022	Jun-2022	Jul-2022	Aug-2022	Sep-2022	Oct-2022	Nov-2022	Dec-2022	Plan Year Transactions to Date
101	Premiums	\$19,324,890,926.70	150,030,890.02	140,527,616.38	148,317,950.67	136,422,240.79	143,282,296.73	184,022,289.53	156,683,643.66	142,320,842.09	78,855,632.79	199,166,722.14	80,461,385.69	139,249,961.92	\$21,024,232,999.11
102	HRA Waiver Contribution	\$572,412,187.47	4,015,447.52	4,093,555.81	618,100.00	7,496,151.35	4,081,823.00	614,775.00	7,445,550.00	3,919,296.00	3,871,754.65	4,217,289.56	637,700.00	4,295,291.50	\$617,656,921.86
110	Investment Income	\$98,230,799.78	(6,735.94)	4,812.57	28,034.20	101,384.78	198,944.21	272,513.50	608,994.71	781,091.02	834,933.84	949,716.07	1,080,939.52	1,222,107.66	\$44,305,475.92
120	Drug Rebates Credits	\$181,706,494.59	0.00	0.00	0.00	0.00	0.00	0.00	0.00	0.00	0.00	23,685.98	0.00	0.00	\$181,730,180.57
121	Drug Rebates CVS	\$760,560,734.55	0.00	0.00	0.00	46,766,997.42	0.00	0.00	54,231,163.85	0.00	0.00	53,227,768.49	0.00	0.00	\$862,510,156.09
130	TRANSFERS To OTHER PLAN YEAR(S)	\$139,510,624.46	0.00	0.00	0.00	0.00	0.00	0.00	115,577.83	212,164,747.52	0.00	849.91	0.00	87,650,839.99	\$439,442,635.71
201	Medical Claims Humana	(55,702,742,933.77)	0.00	7,126.13	0.00	0.00	5,051.43	0.00	0.00	0.00	0.00	0.00	0.00	0.00	(55,702,730,756.21)
202	Humana Admin Fees	(5442,003,698.02)	0.00	0.00	0.00	0.00	0.00	0.00	0.00	0.00	0.00	0.00	0.00	0.00	(5442,003,698.02)
203	HRA Select Claims Humana	(5100,981,865.31)	0.00	0.00	0.00	0.00	0.00	0.00	0.00	0.00	0.00	0.00	0.00	0.00	(5100,981,865.31)
204	HRA Waiver Claims Humana	(5213,864,796.53)	0.00	0.00	0.00	0.00	0.00	0.00	0.00	0.00	0.00	0.00	0.00	0.00	(5213,864,796.53)
210	Medical Claims Anthem	(57,218,872,701.99)	(105,906,395.61)	(95,699,628.08)	(80,402,051.95)	(78,055,073.50)	(101,879,640.49)	(80,760,610.98)	(90,086,956.71)	(154,473,136.49)	(116,360,564.81)	(127,408,110.47)	(110,999,298.43)	(110,681,748.44)	(58,471,585,317.95)
213	HRA Embedded Claims Wage Works	(5345,954,705.89)	(6,205,857.48)	(5,157,407.45)	(7,381,566.58)	(5,376,205.46)	(4,959,897.98)	(5,051,466.81)	(4,977,398.39)	(4,256,423.37)	(3,342,003.24)	(3,184,346.77)	(3,467,851.51)	(3,671,963.63)	(5402,987,893.56)
214	HRA Waiver Claims Wage Works	(5287,525,139.43)	(4,098,554.37)	(2,590,640.12)	(3,405,133.89)	(2,453,038.70)	(2,136,546.29)	(2,286,743.97)	(4,210,076.16)	(3,477,250.37)	(2,519,161.20)	(2,528,299.38)	(2,742,879.48)	(2,982,208.59)	(5302,975,871.95)
215	Anthem Admin	(5322,599,875.86)	(3,711,752.81)	(2,809,866.48)	(3,703,618.44)	(3,703,376.04)	(3,691,991.60)	(3,681,807.58)	(2,789,899.12)	(3,635,937.33)	(3,605,789.63)	(3,668,344.20)	(3,672,115.80)	(3,682,429.57)	(5364,956,804.57)
216	Wage Works Admin	(52,841,166.44)	(433,819.00)	(446,204.20)	(644,348.80)	(383,566.20)	(351,240.05)	(389,991.19)	(395,267.60)	(396,888.80)	(451,306.40)	(365,665.60)	(538,684.80)	(445,272.80)	(538,086,019.88)
217	MDX Medical Admin Compass	(57,213,733.73)	(108,641.25)	(88,184.00)	(88,184.00)	(88,184.00)	(102,489.60)	(208,963.20)	(101,393.80)	(85,264.00)	(85,264.00)	(10,500.00)	(101,667.35)	(233,500.05)	(54,550,524.93)
218	Rethink - BH Services	(51,763,680.00)	(176,388.00)	(88,184.00)	(88,184.00)	(88,184.00)	(88,184.00)	(88,184.00)	(88,184.00)	(85,264.00)	(85,264.00)	(85,264.00)	(85,264.00)	(170,518.00)	(52,191,767.58)
219	Dependent Eligibility Audit	(5284,003.04)	(26,854.80)	(4,981.80)	(5,340.60)	(4,867.95)	(3,624.80)	(5,188.80)	(2,002.38)	(34,540.02)	(54,063.80)	0.00	0.00	(50,613.80)	(5476,081.79)
220	Printing & Postage	\$0.00	0.00	0.00	0.00	0.00	0.00	0.00	0.00	0.00	0.00	0.00	0.00	0.00	\$0.00
221	WebMD Admin	(514,222,710.68)	(834,016.63)	(259,791.72)	(363,937.88)	(601,747.58)	(1,128,884.48)	(2,367,171.54)	(930,692.98)	(803,368.04)	(263,311.78)	(688,516.99)	(258,497.98)	(469,019.30)	(522,191,767.58)
222	WebMD Claims	(58,858,136.66)	(526,399.67)	(1,277,905.74)	0.00	(147,185.00)	0.00	(709,620.00)	0.00	(559,540.00)	(161,630.00)	(191,065.00)	0.00	(750,985.00)	(513,182,669.07)
301	Pharmacy Claims Express Scripts	(51,667,616,481.74)	0.00	0.00	0.00	497.78	0.00	0.00	0.00	0.00	0.00	0.00	0.00	0.00	(51,667,615,983.96)
302	Express Scripts Admin Fees	(551,308,710.59)	0.00	0.00	0.00	0.00	0.00	0.00	0.00	0.00	0.00	0.00	0.00	0.00	(551,308,710.59)
310	Pharmacy Claims-CVS	(51,065,119,115.25)	(41,622,569.55)	(44,628,313.75)	(41,841,809.18)	(46,396,043.08)	(46,003,319.96)	(51,448,736.30)	(47,121,963.54)	(50,869,514.64)	(52,772,197.15)	(48,232,515.74)	(41,499,307.29)	(68,163,723.57)	(53,665,830,229.00)
311	CVS ADMIN	(557,942,101.79)	(716,325.49)	(1,171,481.76)	(665,397.25)	(259,795.00)	(2,215,863.95)	(1,099,528.72)	(1,373,689.13)	(734,734.65)	(1,315,730.92)	(806,838.52)	(848,591.00)	(87,650,839.99)	(570,998,068.55)
500	TRANSFERS To OTHER PLAN YEAR(S)	(5110,211,028.06)	0.00	0.00	0.00	0.00	0.00	0.00	(115,577.83)	(212,164,747.52)	0.00	(848,591.00)	0.00	0.00	(5410,143,038.11)
501	Operating Transfer Exp & Adj	(5990,127,487.10)	(2,070,305.32)	0.00	315,544.02	0.00	(2,557,941.32)	21,836,585.54	(2,150,552.88)	72,263.11	(2,131,117.10)	(1,285.27)	0.00	0.00	(545,262.12)
502	Transfer for Clinic Cleaning Services	(529,046.15)	(1,277.60)	(1,277.60)	(2,161.74)	(1,080.87)	(1,285.27)	(1,285.27)	(1,285.27)	0.00	0.00	0.00	0.00	0.00	(529,046.15)
503	Voided/NSF/Cancelled Check Fees	(5214.83)	0.00	(5.00)	0.00	0.00	(5.00)	0.00	0.00	0.00	0.00	0.00	0.00	0.00	(5214.83)
Total Cash Transactions:		\$349,728,372.68	\$35,323,955.70	(59,566,576.82)	\$10,573,929.48	\$53,317,107.74	(51,552,999.42)	\$58,734,846.21	\$64,828,174.26	(572,106,653.87)	(597,556,625.39)	\$67,991,028.93	(581,516,360.70)	(548,817,599.31)	\$313,390,802.49

Kentucky Employees' Health
 2nd Quarter, 2024
 Attachment B – Summary
 Page B-21

		Combined 2016, 2017, 2018, 2019, 2020, 2021 Plan Years												Plan Year Transactions to Date	
		2020 Balance Forward	January-21	February-21	March-21	April-21	May-21	June-21	July-21	August-21	September-21	October-21	November-21	December-21	
101	PREMIUMS	\$17,671,471,919.24	136,216,615.81	199,209,758.06	84,384,449.10	139,269,935.21	198,994,438.91	54,802,544.13	219,796,010.23	78,164,797.99	137,307,409.50	135,869,871.61	137,882,096.82	131,531,140.15	\$19,324,890,926.70
102	HRA WAIVER CONTRIBUTION	\$521,915,106.40	3,801,572.67	7,565,618.00	647,088.18	3,888,085.06	7,299,991.44	324,887.50	7,449,293.00	3,798,239.48	3,709,829.48	4,031,187.32	4,025,420.50	4,078,549.92	\$572,412,387.47
110	Investment Income	\$38,394,047.21	(1,212.76)	(6,881.22)	(14,578.26)	(19,990.84)	(21,596.00)	(19,920.91)	(16,159.69)	(13,178.94)	(11,453.28)	(13,851.35)	(11,717.64)	(12,816.54)	\$38,230,799.78
120	DRUG REBATES- ESCRIPTS	\$181,706,494.59	0.00	0.00	0.00	0.00	0.00	0.00	0.00	0.00	0.00	0.00	0.00	0.00	\$181,706,494.59
121	DRUG REBATES- CVS	\$575,563,239.42	41,776,759.35	0.00	0.00	42,366,541.78	0.00	0.00	43,348,896.98	0.00	0.00	57,805,297.02	0.00	0.00	\$760,560,734.55
130	TRANSFERS FROM OTHER PLAN YEARS	\$139,510,624.46	0.00	0.00	0.00	0.00	0.00	0.00	(2,270,305.32)	70,392.82	0.00	0.00	124,006.90	0.00	\$5,702,762,933.77
201	MEDICAL CLAIMS HUMANA	\$5,700,722,912.01	0.00	40,074.00	0.00	0.00	15,809.84	0.00	0.00	0.00	0.00	0.00	0.00	0.00	\$139,510,624.46
202	HUMANA ADMIN FEES	\$442,003,698.02	0.00	0.00	0.00	0.00	0.00	0.00	0.00	0.00	0.00	0.00	0.00	0.00	\$442,003,698.02
203	HRA EMBEDDED CLAIMS HUMANA	\$100,981,865.31	0.00	0.00	0.00	0.00	0.00	0.00	0.00	0.00	0.00	0.00	0.00	0.00	\$100,981,865.31
204	HRA WAIVER CLAIMS HUMANA	\$213,364,798.53	0.00	0.00	0.00	0.00	0.00	0.00	0.00	0.00	0.00	0.00	0.00	0.00	\$213,364,798.53
210	MEDICAL CLAIMS- ANTHEM	\$5,027,851,157.99	(86,718,849.33)	(83,012,200.73)	(105,228,076.81)	(86,211,841.94)	(76,812,035.93)	(111,631,303.11)	(97,007,358.55)	(109,378,482.95)	(87,168,075.75)	(87,945,889.94)	(136,412,690.56)	(132,485,246.60)	\$7,218,872,701.99
213	HRA EMBEDDED CLAIMS- WW	\$291,411,639.87	(5,480,931.07)	(4,826,296.67)	(6,405,340.13)	(5,522,726.15)	(4,630,266.90)	(5,330,121.98)	(4,780,963.38)	(4,202,032.35)	(3,271,124.17)	(3,314,416.49)	(3,314,680.26)	(3,564,164.47)	\$345,954,703.89
214	HRA WAIVER CLAIMS- WW	\$231,864,906.19	(3,659,125.21)	(2,608,293.57)	(3,200,160.23)	(2,785,489.68)	(2,198,099.40)	(2,673,024.44)	(4,285,622.64)	(3,409,726.11)	(2,534,805.42)	(2,647,497.34)	(2,830,954.99)	(2,840,434.21)	\$267,525,339.43
215	ANTHEM ADMIN	\$278,282,015.95	(3,755,291.85)	(3,749,698.06)	(3,448,787.00)	(3,738,004.07)	(3,729,725.60)	(3,720,324.78)	(3,700,986.73)	(3,667,737.75)	(3,660,161.23)	(3,712,133.80)	(3,714,950.33)	(3,720,058.71)	\$322,999,975.86
216	WAGE WORKS ADMIN	\$28,067,488.84	(445,483.60)	(434,665.60)	(429,362.20)	(232,814.40)	(431,939.00)	(104,170.80)	(141,982.80)	(898,229.60)	(404,845.60)	(455,678.40)	(372,084.60)	(864,666.40)	\$32,841,166.44
217	MDX MEDICAL ADMIN- COMPASS	\$5,943,995.38	(103,847.20)	(112,146.40)	(103,607.40)	(108,338.55)	(105,619.20)	(104,170.80)	(104,861.10)	(105,301.30)	(103,656.70)	(105,274.55)	(1,200.00)	(211,815.15)	\$7,213,333.73
218	Rethink - BH Services	\$793,656.00	0.00	(176,368.00)	(88,184.00)	(88,184.00)	0.00	(176,368.00)	0.00	(88,184.00)	(176,368.00)	(88,184.00)	(88,184.00)	0.00	\$1,763,680.00
219	Dependent Eligibility Audit	\$205,306.39	(5,474.00)	6,604.83	(25,470.20)	(4,801.00)	(4,801.00)	(4,786.60)	1,830.80	(11,219.40)	(5,652.48)	(9,089.60)	(11,026.20)	0.00	\$244,003.04
220	Printing & Postage	\$0.00	0.00	0.00	0.00	0.00	0.00	0.00	0.00	0.00	0.00	0.00	0.00	0.00	\$0.00
221	WebMD Admin	\$5,116,848.28	(386,125.36)	(29,795.12)	0.00	0.00	(1,241,780.58)	(2,801,921.27)	(1,001,513.46)	(1,468,799.43)	(1,278,223.23)	(302,468.64)	(370,543.49)	(424,751.82)	\$14,222,710.68
301	PHARMACY CLAIMS - ESI	\$3,931,776.32	(644,889.82)	0.00	0.00	0.00	(255,137.22)	0.00	(637,324.78)	0.00	(295,633.41)	0.00	(432,185.00)	(2,665,192.11)	\$6,898,138.66
302	EXPRESS SCRIPTS ADMIN FEES	\$51,308,710.59	0.00	0.00	0.00	0.00	0.00	0.00	0.00	(55.17)	0.00	0.00	0.00	0.00	\$51,308,710.59
310	PHARMACY CLAIMS- CVS	\$2,533,664,359.41	(39,536,396.52)	(41,613,763.78)	(40,437,861.51)	(47,251,304.57)	(46,033,882.23)	(46,690,362.42)	(46,033,882.23)	(46,278,799.70)	(48,090,653.21)	(47,295,485.24)	(37,525,361.56)	(66,078,663.97)	\$3,085,119,115.25
500	TRANSFERS TO OTHER PLAN YEARS	\$110,211,028.06	0.00	0.00	0.00	0.00	0.00	0.00	0.00	(769,506.59)	(901,926.27)	(718,618.10)	(805,794.78)	(733,308.03)	\$57,942,001.79
501	OPERATING TRANSFER/EXP & ADJ	\$1,000,346,296.62	(2,065,859.17)	(1,277.60)	0.00	(1,853,172.12)	16,962,267.73	341,348.86	0.00	(1,094,192.86)	0.00	(2,070,305.32)	0.00	0.00	\$990,127,897.10
502	Transfer for Clinic Cleaning Services	\$516,270.15	(1,277.60)	0.00	(1,277.60)	0.00	(1,277.60)	(3,832.86)	0.00	0.00	(1,277.60)	0.00	(3,832.86)	0.00	\$29,046.15
503	Voided/NSF/Cancelled Check Fees	\$209.83	0.00	0.00	0.00	0.00	(5.00)	0.00	0.00	0.00	0.00	0.00	0.00	0.00	\$204.83
Total Cash Transactions:		\$361,700,364.83	\$36,192,331.38	\$69,548,753.88	\$75,373,961.28	\$36,635,471.52	\$90,128,259.73	\$120,564,923.15	\$109,663,836.29	\$48,892,011.92	\$6,884,021.85	\$49,227,469.18	\$41,763,681.99	\$67,489,433.94	\$49,728,372.68

Kentucky Employees' Health
 2nd Quarter, 2024
 Attachment B – Summary
 Page B-22

2020	Combined 2016, 2017, 2018, 2019, 2020 Plan Years												Plan Year Transactions to Date	
	2019 Balance Forward	January-20	February-20	March-20	April-20	May-20	June-20	July-20	August-20	September-20	October-20	November-20		December-20
101 PREMIUMS	\$16,034,359,017.03	133,808,554.38	136,941,103.19	140,186,713.58	136,445,490.71	134,783,744.99	113,854,703.88	158,433,532.43	136,693,816.22	139,535,775.60	136,161,654.22	137,352,699.46	132,915,113.55	\$17,671,471,919.24
102 HRA WAIVER CONTRIBUTION	\$473,625,960.37	3,487,450.24	4,108,899.82	4,097,802.91	7,954,119.57	4,139,025.30	1,101.76	7,853,820.86	664,554.22	3,987,959.96	7,777,224.73	4,067,484.16	649,162.50	\$521,915,106.40
110 INTEREST INCOME	\$36,592,139.97	674,159.58	559,153.71	424,015.27	80,430.02	(7,335.09)	33,220.28	14,951.93	19,356.11	4,863.86	765.30	896.22	(2,569.95)	\$36,394,047.21
120 DRUG REBATES- ESCRIPTS	\$181,706,279.55	0.00	0.00	0.00	0.00	0.00	0.00	0.00	0.00	0.00	0.00	115.04	0.00	\$181,706,494.59
121 DRUG REBATES- CVS	\$418,482,756.10	34,703,623.91	0.00	0.00	44,045,414.88	0.00	0.00	37,072,909.18	0.00	0.00	41,258,535.35	0.00	0.00	\$575,563,239.42
130 TRANSFERS FROM OTHER PLAN YEAR(S)	\$133,510,624.46	0.00	0.00	0.00	0.00	0.00	0.00	0.00	0.00	0.00	0.00	0.00	0.00	\$133,510,624.46
201 MEDICAL CLAIMS HUMANA	(57,701,124,698.33)	0.00	155,018.13	0.00	0.00	0.00	0.00	2,548.04	105,626.32	0.00	0.00	140,599.83	0.00	(57,700,723,312.01)
202 HUMANA ADMIN FEES	(5100,981,865.31)	0.00	0.00	(3,780,115.00)	0.00	0.00	0.00	0.00	0.00	0.00	0.00	0.00	0.00	(5442,003,698.02)
203 HRA EMBEDDED CLAIMS HUMANA	(54,961,256,380.42)	(85,524,600.20)	(78,595,409.64)	(77,863,856.03)	(86,518,117.99)	(59,869,792.55)	(80,055,354.81)	(80,763,248.58)	(82,990,763.31)	(110,338,892.66)	(93,174,381.60)	(115,487,188.79)	(102,823,252.41)	(56,027,261,157.39)
210 MEDICAL CLAIMS- ANTHEM	(2335,864,223.10)	(6,184,034.30)	(6,072,634.25)	(7,925,704.65)	(4,496,364.88)	(4,073,995.41)	(4,802,317.25)	(4,249,628.78)	(3,744,493.13)	(3,423,661.83)	(3,466,697.44)	(3,054,480.99)	(4,093,405.46)	(291,411,699.87)
213 HRA EMBEDDED CLAIMS- WW	(5195,567,458.42)	(4,260,864.64)	(3,333,280.22)	(2,968,131.87)	(1,753,241.85)	(2,012,997.36)	(2,531,560.87)	(4,339,226.56)	(3,496,338.53)	(2,840,427.46)	(2,788,115.06)	(2,570,771.87)	(3,392,491.48)	(231,854,906.19)
214 HRA WAIVER CLAIMS- WW	(2335,972,605.09)	(3,735,097.43)	(3,719,131.25)	(3,718,863.21)	(3,721,695.43)	(3,718,443.41)	(3,421,417.60)	(3,687,799.50)	(3,667,430.25)	(3,655,185.83)	(3,663,711.93)	(3,668,071.72)	(3,662,100.56)	(278,262,015.95)
215 WAGE WORKS ADMIN	(522,607,570.84)	(460,672.80)	(441,506.80)	(435,699.60)	(438,662.00)	(493,012.80)	(342,417.60)	(397,717.60)	(448,076.40)	(353,928.40)	(463,247.20)	(694,939.00)	(490,035.80)	(528,067,488.84)
217 MDX MEDICAL ADMIN- COMPASS	(54,573,624.48)	(106,403.70)	(105,235.70)	(105,271.90)	(107,773.40)	(105,344.05)	(105,155.15)	(105,802.50)	(106,242.00)	(104,137.75)	(105,173.35)	(106,464.10)	(107,477.30)	(55,943,995.38)
218 Rethink - BH Services	\$0.00	0.00	(88,184.00)	(88,184.00)	(88,184.00)	(88,184.00)	0.00	0.00	(88,184.00)	(88,184.00)	(88,184.00)	(88,184.00)	(88,184.00)	(793,656.00)
219 Dependent Eligibility Audit	\$0.00	0.00	(18,304.20)	(9,832.50)	(4,251.25)	0.00	(9,162.75)	0.00	(3,301.25)	0.00	(133,363.20)	0.00	(27,091.24)	(205,306.39)
220 Printing & Postage	\$0.00	0.00	0.00	0.00	0.00	0.00	0.00	0.00	0.00	0.00	0.00	0.00	0.00	\$0.00
221 Staywell Admin	\$0.00	0.00	(335,931.65)	0.00	(1,052,668.71)	(828,773.73)	(769,288.33)	0.00	(415,175.49)	(523,561.97)	(469,241.31)	(381,620.72)	(340,536.37)	(55,116,848.28)
222 Staywell Claims	\$0.00	0.00	0.00	(675,394.13)	(233,210.88)	0.00	(191,494.97)	0.00	(106,994.00)	0.00	0.00	(842,669.70)	(1,882,012.64)	(53,931,776.32)
301 PHARMACY CLAIMS - ESI	(51,687,614,318.99)	0.00	0.00	0.00	0.00	0.00	0.00	0.00	0.00	0.00	0.00	0.00	0.00	(51,687,614,318.99)
302 EXPRESS SCRIPTS ADMIN FEES	(551,308,710.59)	0.00	0.00	0.00	0.00	0.00	0.00	0.00	0.00	0.00	0.00	0.00	0.00	(551,308,710.59)
310 PHARMACY CLAIMS- CVS	(2,002,271,941.58)	(39,073,828.38)	(39,577,483.22)	(44,286,661.77)	(44,261,410.65)	(41,629,882.17)	(45,572,781.63)	(43,572,781.63)	(45,418,109.91)	(47,596,697.43)	(45,091,159.39)	(47,983,470.35)	(48,368,061.44)	(2,533,664,359.41)
311 CVS ADMIN	(510,211,028.06)	(858,609.48)	(873,517.58)	(812,672.49)	(623,339.09)	(590,325.96)	(1,014,523.28)	855,082.55	(725,385.95)	(616,170.12)	(628,245.61)	(852,102.48)	(747,610.28)	(547,757,788.35)
500 TRANSFERS TO OTHER PLAN YEAR(S)	(510,211,028.06)	0.00	0.00	0.00	0.00	0.00	0.00	0.00	0.00	0.00	0.00	0.00	0.00	(510,211,028.06)
501 OPERATING TRANSFER/EXP & ADJ	(819,487,808.16)	0.00	0.00	0.00	(2,061,136.88)	0.00	(176,160,442.57)	(0.00)	(1,632,193.63)	(84.00)	1,916.00	4,393,795.17	(2,066,859.17)	(51,000,346,296.62)
502 Transfer for Clinic Cleaning Services	\$0.00	0.00	(3,494.15)	0.00	(1,277.60)	0.00	(3,832.80)	0.00	(3,555.20)	(2,555.20)	(1,277.60)	(1,277.60)	(1,277.60)	(516,270.15)
503 Voided/NSF/Cancelled Check Fees	\$0.00	0.00	0.00	0.00	0.00	0.00	0.00	0.00	0.00	(5.00)	0.00	0.00	(204.83)	(209.83)
Total Cash Transactions:	\$458,981,719.46	\$29,125,693.90	\$8,597,962.19	\$2,038,144.61	\$43,165,111.07	\$25,505,156.76	\$212,855,779.81	\$66,925,144.87	\$3,349,334.38	\$25,994,892.23	\$34,026,020.31	\$29,775,667.44	\$34,688,894.48	\$81,700,384.83

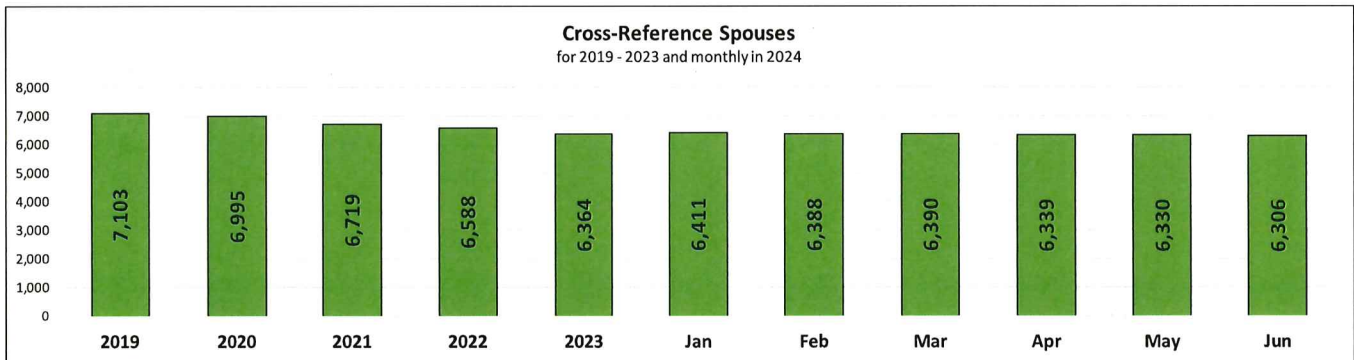
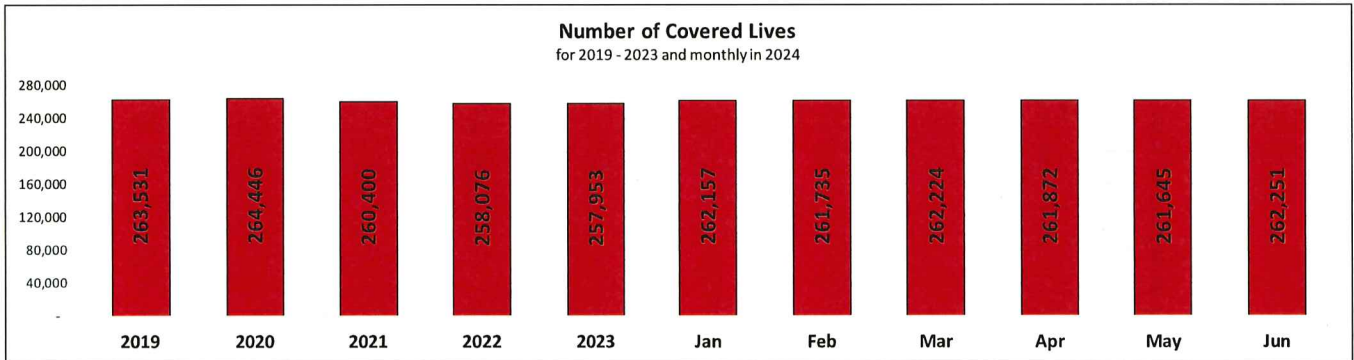
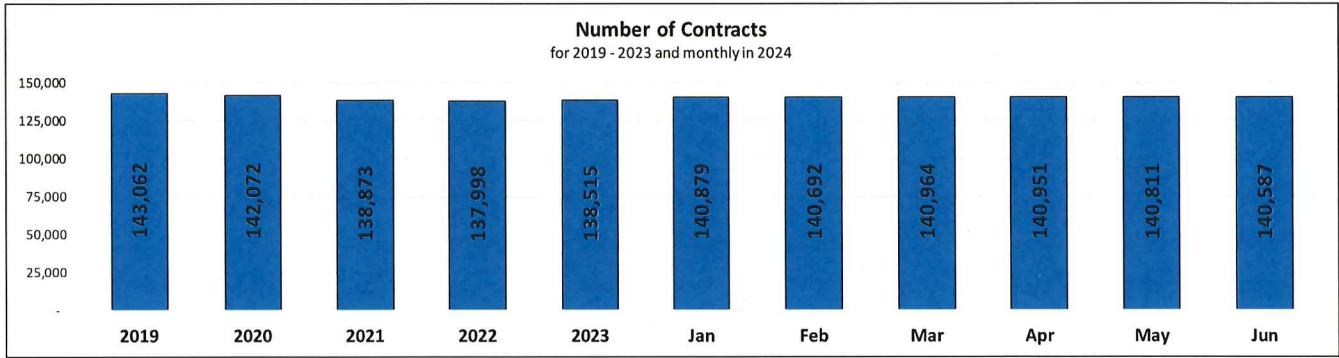
Kentucky Employees' Health
 2nd Quarter, 2024
 Attachment B – Summary
 Page B-23

Plan Year Ending Balances as of June 30, 2024						
	**2020	2021	2022	2023	2024	**Ending Balance
101 Premiums	1,641,902,386.05	1,663,134,643.50	1,692,653,610.02	1,836,987,094.61	1,040,945,706.01	\$7,875,623,440.19
102 HRA Waiver Contribution	48,355,454.09	46,974,103.33	48,900,472.44	50,892,413.99	26,399,647.91	\$221,522,091.76
110 Investment Income	1,801,907.24	(163,307.43)	7,523,424.13	16,804,654.92	9,583,326.85	\$35,550,005.71
120 Drus Rebates Escripts	23,801.02	0.00	0.00	0.00	0.00	\$23,801.02
121 Drug Rebates CVS	176,619,283.96	187,210,129.39	220,863,510.46	263,211,615.97	0.00	\$847,904,539.78
130 TRANSFERS <i>From</i> OTHER PLAN YEAR(S)	299,932,011.25	0.00	0.00	0.00	0.00	\$299,932,011.25
201 Medical Claims Humana	136,835.75	(2,270,305.32)	0.00	0.00	0.00	(\$2,133,469.57)
202 Humana Admin Fees	0.00	0.00	0.00	0.00	0.00	\$0.00
203 HRA Select Claims Humana	239.89	0.00	0.00	0.00	0.00	\$239.89
204 HRA Waiver Claims Humana	53.77	0.00	0.00	0.00	0.00	\$53.77
210 Medical Claims Anthem	(1,078,224,383.86)	(1,244,872,637.95)	(1,234,696,332.60)	(1,297,016,896.55)	(471,692,146.21)	(\$5,326,502,397.17)
211 Carrum Claims	0.00	0.00	0.00	0.00	(64,706.00)	(\$64,706.00)
213 HRA Embedded Claims Wage Works	(53,849,947.87)	(54,901,669.69)	(56,650,816.32)	(58,336,043.32)	(36,241,105.98)	(\$259,979,583.18)
214 HRA Waiver Claims Wage Works	(36,229,554.66)	(35,912,977.58)	(35,200,850.57)	(36,400,636.44)	(16,069,597.93)	(\$159,813,617.18)
215 Anthem Admin	(47,701,376.58)	(39,167,491.33)	(43,233,574.97)	(46,475,437.14)	(22,907,876.97)	(\$199,485,756.99)
216 Wage Works Admin	(5,294,184.00)	(5,085,605.04)	(5,101,553.10)	(5,173,902.20)	(2,110,028.10)	(\$22,765,272.44)
217 MDX Medical Admin Compass	(1,271,570.90)	(1,274,538.35)	(1,313,818.56)	(1,363,815.29)	(465,054.70)	(\$5,688,797.80)
218 Rethink - BH Services	(793,656.00)	(1,058,208.00)	(867,240.00)	(937,904.00)	(511,584.00)	(\$4,168,592.00)
219 Dependent Eligibility Audit	(199,179.06)	(105,823.23)	(173,572.95)	(99,442.80)	(44,210.60)	(\$622,228.64)
220 Printing & Postage	0.00	0.00	0.00	0.00	0.00	\$0.00
221 WebMD Admin	(5,532,768.76)	(9,440,596.87)	(8,470,863.75)	(7,733,085.61)	(356,344.29)	(\$31,533,659.28)
222 WebMD Claims	(4,576,666.14)	(6,085,777.93)	(3,953,105.00)	557,001.23	0.00	(\$14,058,547.84)
223 Castlight Admin	0.00	0.00	0.00	(1,250,000.01)	(1,666,655.64)	(\$2,916,655.65)
224 Castlight Rewards	0.00	0.00	0.00	0.00	(1,842,640.00)	(\$1,842,640.00)
301 Pharmacy Claims Express Scripts	0.00	0.00	0.00	0.00	0.00	\$0.00
302 Express Scripts Admin Fees	0.00	0.00	0.00	0.00	0.00	\$0.00
310 Pharmacy Claims-CVS	(530,646,368.06)	(554,843,645.59)	(579,355,165.07)	(725,991,961.15)	(354,995,326.50)	(\$2,745,832,466.37)
311 CVS ADMIN	(8,794,280.73)	(8,580,429.65)	(15,305,743.72)	(18,506,608.67)	(10,690,453.43)	(\$61,877,516.20)
312 Pharmacy claims monitoring/audit	0.00	0.00	0.00	(416,030.42)	(20,250.00)	(\$436,280.42)
500 TRANSFERS <i>To</i> OTHER PLAN YEAR(S)	0.00	0.00	0.00	0.00	0.00	\$0.00
501 Operating Transfer Exp & Adj	(4,964,245.46)	31,725,664.69	(8,009,632.98)	(9,328,796.69)	(4,368,669.79)	\$5,054,319.77
502 Transfer for Clinic Cleaning Services	(15,800.67)	(14,053.60)	(14,810.04)	(13,499.15)	(6,081.40)	(\$64,244.86)
503 Voided/NSF/Cancelled Check Fees	(204.83)	(10.00)	(5.00)	0.00	0.00	(\$219.83)
Ending Balance:	\$390,677,785.44	(\$34,732,536.65)	(\$22,406,067.58)	(\$40,591,278.72)	\$152,875,949.23	\$445,823,851.72

HRA Reserves Fund as of December 31, 2024: (\$166,316,670.00)
 FSA Reserves Fund as of December 31, 2024: (\$1,693,711.00)
 * Ending Balance Net of HRA/FSA Reserves: \$277,813,470.72

* - Ending balance includes assets allocated for HRA (Select and Waiver) and FSA reserves. Beginning with plan year 2016 members are allowed to rollover up to \$500 of unused FSA balance creating the need for additional reserve.
 ** - Per HB1, as of June 30,2022, plan year balances for all plan years before 2020 and all subsequent balances from those plan years were transferred to Plan Year 2020.

Kentucky Employees' Health Plan – Status Report
2nd Quarter, 2024
Attachment C – Enrollment
 Page C-1



Commonwealth of Kentucky

Kentucky Employees' Health Plan

**Actuarial Reserve Study
June 30, 2024**

**Three Alliance Center
3550 Lenox Road NE
Suite 1700
Atlanta, GA 30326**

August 2024

Commonwealth of Kentucky

TABLE OF CONTENTS

Executive Summary 3

Actuarial Statement of Opinion..... 4

Data and Assumptions 5

Methodology 6

Results..... 7

 Exhibit 1: Summary for All Plans 7

 Exhibit 2a: Total (Medical & Pharmacy)..... 8

 Exhibit 2b: Medical 9

 Exhibit 2c: Pharmacy..... 10

 Exhibit 3: Health Reimbursement Arrangements 11

 Exhibit 4: Rx Rebates 12

 Exhibit 5: Premium Deficiency Reserve 13

EXECUTIVE SUMMARY

Aon has conducted an actuarial valuation of the incurred, but not paid, claims as of June 30, 2024, for the medical and prescription drug benefits provided by Kentucky Employees' Health Plan (KEHP) and administered through Humana and Express Scripts (ESI) prior to 2015. Beginning from 2015, medical and prescription drug benefits are administered through Anthem and Caremark.

The results show a projected total reserve of approximately \$129.4 million. This figure includes \$6.2 million as an explicit provision for adverse experience. Claims that have been processed and paid, and invoiced to KEHP but not yet paid are excluded from these actuarial estimates, though this may represent an additional liability outside the scope of this actuarial review. The estimates provided also exclude unallocated amounts, which are believed to be immaterial to the Plan.

The details of the Unpaid Claim Reserve are shown in separate exhibits for Medical, Pharmacy, CDHP Health Reimbursement Arrangement (HRA) and the Waiver Credit HRA.

The traditional actuarial loss developmental method and Bornhuetter-Ferguson method were the basis of our calculation. The loss development uses historical paid claims information by incurred date. This method is consistent with reserve calculations within the industry, and best reflects the impact on claim payment patterns and accounts for the cyclical nature of the Plan's claims.

In accordance with GASB 10, to the extent that future billed premiums for the 2024 plan year are not sufficient to cover future incurred claims and administrative fees for the 2024 plan year, a "premium deficiency reserve" (PDR) in the amount of the difference should be estimated. As of June 30, 2024, due to the estimated revenue (\$1,254.6 million) being insufficient to cover the estimated program expenses (\$1,314.2 million), there is an additional premium deficiency reserve of \$59.6 million.


Also included in this report are the actual Rx rebates paid from January 1, 2020 to December 2023 and the estimated Rx rebate from January 1, 2024 to June 30, 2024.

The results mentioned above are contingent upon future events. Consequently, actual results will differ from projected results. These deviations may be material. KEHP staff should monitor emerging experience and take appropriate actions as required.

**ACTUARIAL CERTIFICATION
STATEMENT OF OPINION**

Aon has been retained by the Commonwealth of Kentucky to study the actuarial reserves for incurred but not paid claims as of June 30, 2024, for the medical and prescription drug benefits provided by Kentucky Employees' Health Plan. I am employed by Aon. I am a Member of the Society of Actuaries and am qualified by education and experience to make the statements of actuarial opinion contained herein.

In performing our reserve study, we have relied upon reports and information provided by Merative, the carriers and The Commonwealth of Kentucky. We have not audited this data beyond general tests for reasonableness. The results are our best estimate of incurred but unpaid claims with explicit margins for adverse deviation. The techniques and methodology used are reasonable and in accordance with generally accepted actuarial principles and practice.



LinXia Xiong, FSA, MAAA
Vice President

August 09, 2024

Date



Colleen M. Huber, FSA, MAAA
Senior Vice President

August 09, 2024

Date

DATA AND ASSUMPTIONS

Commonwealth of Kentucky Medical and Pharmacy benefits are administered through Anthem and Caremark beginning from 2015. Below is all data source we have used:

- Monthly enrollment provided by Merative.
- Transactional and eligibility data was provided by KEHP.
- Medical and Pharmacy claims incurred and paid from July 1, 2021 to June 30, 2024 provided by Anthem and Caremark.

No adjustment for interest was used in this analysis. Anthem and Caremark don't charge administrative fees for processing run-out claims so no administrative fee reserve is required.

METHODOLOGY

The unpaid claim liability (UCL), also called the incurred but not reported (IBNR) reserve, at a specified date is essentially the estimated claims incurred up to that date less the claims that have been (incurred and) paid to that date. Since the incurred and paid claims are known, the UCL is easily determined once the incurred claims have been estimated.

The traditional loss development method uses historical claim payment patterns to develop completion factors that are used to estimate incurred claims. The claims incurred in a given month and paid by the end of the experience period are divided by the completion factor to estimate the incurred claims for that month. The UCL for that month is subsequently determined by subtracting the known incurred and paid claims from the estimated incurred claims. The total UCL is merely the sum of all the appropriate monthly UCL estimates.

This method is relatively easy to understand and is effective when the historical claim payment patterns are deemed to be stable enough to estimate current/future claim payment patterns and when several months of claim payments (run-out) after the incurred month are available. When the run-out for any month is limited, this month is called immature and the associated completion factor is significantly less than one. The resulting incurred claim estimate is unstable. Consequently, a secondary method has traditionally been used to estimate the immature months.

The secondary method for health claims is often an average of historical incurred claims adjusted for claim trend and enrollment between the historical period and the time of interest. One of the shortcomings of this secondary method is that the available claim payment information for the month being estimated is not used. Another problem is that the line of demarcation between mature months and immature months is as much art as science.

The Bornhuetter-Ferguson Method (BFM) addresses both of these issues by blending the loss development method and the secondary method. The BFM uses the available incurred and paid data and the expected UCL developed from the secondary method to estimate incurred claims. This method generally provides a more stable estimate than the pure loss development method, a more responsive estimate than the secondary method, and a reasonable technique for blending the results of both methods.

Using the BFM with claims paid through March 31, 2024, the resulting UCL for June 30, 2024 was approximately \$123.3 million. In addition, an explicit margin for adverse deviation of 5.0% of claims unpaid on June 30, 2024 has been used.

RESULTS

The result of our reserve analysis shows the following components of our June 30, 2024 reserve for the Kentucky Employees' Health Plan.

Exhibit 1

Kentucky Employees' Health Plan Terminal Liability Calculation as of June 30, 2024				
	Unpaid Claims Liability as of June 30, 2024	Margin (5%)	Administrative Fees for Processing Runout Claims	Total IBNR Reserve (Rounded to Nearest \$1,000)
Medical	\$119,035,253	\$5,951,763	\$0	\$124,987,000
Pharmacy	\$1,130,142	\$56,507	\$0	\$1,187,000
CDHP HRA	\$2,081,549	\$104,077	\$0	\$2,186,000
Waiver HRA	\$1,027,865	\$51,393	\$0	\$1,079,000
Grand Total	\$123,274,809	\$6,163,740	\$0	\$129,439,000

* Claims that have been processed and paid, and invoiced to KEHP but not yet paid are excluded from these actuarial estimates, though this may represent an additional liability outside the scope of this actuarial review. The estimates provided also exclude unallocated amounts, which are believed to be immaterial to the Plan.

*No administrative fees are required from Anthem or Caremark for processing runout claims.

Exhibit 2a

**Kentucky Employees' Health Plan
 Medical and Pharmacy
 Terminal Liability Calculation as of June 30, 2024**

Month	Enrollment	Estimated Incurred Claims	Completion Factor	Actual Paid	Total Unpaid Claim Reserve
Jul-21	138,284	\$152,991,586	1.000	\$152,991,586	\$0
Aug-21	137,179	\$157,116,964	1.000	\$157,116,964	\$0
Sep-21	136,596	\$151,390,411	1.000	\$151,390,411	\$0
Oct-21	138,675	\$158,251,876	1.000	\$158,251,876	\$0
Nov-21	138,498	\$164,096,470	1.000	\$164,096,470	\$0
Dec-21	138,422	\$182,803,923	1.000	\$182,803,923	\$0
Jan-22	139,271	\$119,888,441	1.000	\$119,888,441	\$0
Feb-22	138,919	\$120,204,434	1.000	\$120,204,434	\$0
Mar-22	138,935	\$145,290,003	1.000	\$145,290,003	\$0
Apr-22	138,732	\$138,790,176	1.000	\$138,790,176	\$0
May-22	138,533	\$144,974,574	1.000	\$144,974,574	\$0
Jun-22	138,120	\$155,203,669	1.000	\$155,203,669	\$0
Jul-22	137,350	\$147,172,577	1.000	\$147,172,577	\$0
Aug-22	136,362	\$157,567,666	1.000	\$157,552,288	\$15,378
Sep-22	135,557	\$153,278,367	1.000	\$153,254,680	\$23,687
Oct-22	137,962	\$158,445,052	1.000	\$158,436,076	\$8,975
Nov-22	138,038	\$166,792,801	1.000	\$166,781,153	\$11,648
Dec-22	138,200	\$176,403,457	1.000	\$176,342,209	\$61,247
Jan-23	138,657	\$129,916,938	1.000	\$129,852,645	\$64,293
Feb-23	138,390	\$133,713,290	0.999	\$133,622,000	\$91,290
Mar-23	138,646	\$161,650,842	0.999	\$161,482,643	\$168,200
Apr-23	138,642	\$153,648,671	0.999	\$153,529,863	\$118,808
May-23	138,525	\$167,066,580	0.999	\$166,947,086	\$119,495
Jun-23	138,392	\$176,373,923	0.999	\$176,242,869	\$131,054
Jul-23	138,166	\$170,420,242	0.999	\$170,209,895	\$210,347
Aug-23	137,374	\$181,261,994	0.998	\$180,860,404	\$401,590
Sep-23	136,796	\$166,303,148	0.996	\$165,716,525	\$586,624
Oct-23	139,327	\$184,412,347	0.995	\$183,520,595	\$891,752
Nov-23	139,556	\$189,345,710	0.994	\$188,174,031	\$1,171,679
Dec-23	139,704	\$200,016,107	0.991	\$198,239,206	\$1,776,901
Jan-24	140,879	\$143,419,728	0.989	\$141,793,539	\$1,626,189
Feb-24	140,692	\$155,050,455	0.981	\$152,181,046	\$2,869,409
Mar-24	140,964	\$167,270,395	0.954	\$159,616,577	\$7,653,818
Apr-24	140,951	\$171,281,898	0.940	\$161,059,895	\$10,222,003
May-24	140,811	\$177,388,867	0.852	\$151,093,044	\$26,295,823
Jun-24	140,567	\$182,010,057	0.639	\$116,364,870	\$65,645,187
Total		\$5,761,213,640		\$5,641,048,245	\$120,165,395

Exhibit 2b
Kentucky Employees' Health Plan
Medical
Terminal Liability Calculation as of June 30, 2024

Month	Enrollment	Estimated Incurred Claims	Completion Factor	Actual Paid	Total Unpaid Claim Reserve
Jul-21	138,284	\$106,824,367	1.000	\$106,824,367	\$0
Aug-21	137,179	\$109,752,771	1.000	\$109,752,771	\$0
Sep-21	136,596	\$104,443,348	1.000	\$104,443,348	\$0
Oct-21	138,675	\$110,212,791	1.000	\$110,212,791	\$0
Nov-21	138,498	\$113,847,959	1.000	\$113,847,959	\$0
Dec-21	138,422	\$127,968,435	1.000	\$127,968,435	\$0
Jan-22	139,271	\$79,657,896	1.000	\$79,657,896	\$0
Feb-22	138,919	\$80,785,481	1.000	\$80,785,481	\$0
Mar-22	138,935	\$98,118,406	1.000	\$98,118,406	\$0
Apr-22	138,732	\$94,448,700	1.000	\$94,448,700	\$0
May-22	138,533	\$98,116,479	1.000	\$98,116,479	\$0
Jun-22	138,120	\$106,440,033	1.000	\$106,440,033	\$0
Jul-22	137,350	\$100,381,219	1.000	\$100,381,219	\$0
Aug-22	136,362	\$107,117,823	1.000	\$107,109,941	\$7,882
Sep-22	135,557	\$104,019,608	1.000	\$104,000,213	\$19,395
Oct-22	137,962	\$109,280,599	1.000	\$109,276,388	\$4,211
Nov-22	138,038	\$116,518,328	1.000	\$116,511,650	\$6,679
Dec-22	138,200	\$123,639,728	1.000	\$123,587,378	\$52,350
Jan-23	138,657	\$82,215,551	0.999	\$82,165,403	\$50,148
Feb-23	138,390	\$85,950,119	0.999	\$85,876,490	\$73,629
Mar-23	138,646	\$104,470,337	0.999	\$104,327,594	\$142,743
Apr-23	138,642	\$97,850,695	0.999	\$97,764,116	\$86,579
May-23	138,525	\$104,787,342	0.999	\$104,710,139	\$77,203
Jun-23	138,392	\$113,038,756	0.999	\$112,959,430	\$79,326
Jul-23	138,166	\$109,077,649	0.999	\$108,925,173	\$152,477
Aug-23	137,374	\$114,491,218	0.997	\$114,160,370	\$330,848
Sep-23	136,796	\$105,073,774	0.995	\$104,556,701	\$517,073
Oct-23	139,327	\$115,957,412	0.993	\$115,144,981	\$812,432
Nov-23	139,556	\$122,966,095	0.991	\$121,881,499	\$1,084,595
Dec-23	139,704	\$131,218,400	0.987	\$129,542,979	\$1,675,421
Jan-24	140,879	\$88,239,701	0.982	\$86,692,235	\$1,547,466
Feb-24	140,692	\$98,006,671	0.971	\$95,213,470	\$2,793,201
Mar-24	140,964	\$106,570,775	0.929	\$99,007,410	\$7,563,366
Apr-24	140,951	\$106,308,255	0.905	\$96,185,033	\$10,123,223
May-24	140,811	\$110,910,130	0.764	\$84,720,310	\$26,189,821
Jun-24	140,567	\$115,283,497	0.431	\$49,638,310	\$65,645,187
Total		\$3,803,990,348		\$3,684,955,095	\$119,035,253

Exhibit 2c
Kentucky Employees' Health Plan
Pharmacy
Terminal Liability Calculation as of June 30, 2024

Month	Enrollment	Estimated Incurred Claims	Completion Factor	Actual Paid	Total Unpaid Claim Reserve
Jul-21	138,284	\$46,167,219	1.000	\$46,167,219	\$0
Aug-21	137,179	\$47,364,194	1.000	\$47,364,194	\$0
Sep-21	136,596	\$46,947,063	1.000	\$46,947,063	\$0
Oct-21	138,675	\$48,039,085	1.000	\$48,039,085	\$0
Nov-21	138,498	\$50,248,511	1.000	\$50,248,511	\$0
Dec-21	138,422	\$54,835,488	1.000	\$54,835,488	\$0
Jan-22	139,271	\$40,230,545	1.000	\$40,230,545	\$0
Feb-22	138,919	\$39,418,954	1.000	\$39,418,954	\$0
Mar-22	138,935	\$47,171,597	1.000	\$47,171,597	\$0
Apr-22	138,732	\$44,341,476	1.000	\$44,341,476	\$0
May-22	138,533	\$46,858,095	1.000	\$46,858,095	\$0
Jun-22	138,120	\$48,763,637	1.000	\$48,763,637	\$0
Jul-22	137,350	\$46,791,358	1.000	\$46,791,358	\$0
Aug-22	136,362	\$50,449,844	1.000	\$50,442,347	\$7,496
Sep-22	135,557	\$49,258,759	1.000	\$49,254,467	\$4,292
Oct-22	137,962	\$49,164,452	1.000	\$49,159,688	\$4,765
Nov-22	138,038	\$50,274,473	1.000	\$50,269,504	\$4,969
Dec-22	138,200	\$52,763,729	1.000	\$52,754,831	\$8,898
Jan-23	138,657	\$47,701,387	1.000	\$47,687,242	\$14,145
Feb-23	138,390	\$47,763,171	1.000	\$47,745,511	\$17,661
Mar-23	138,646	\$57,180,505	1.000	\$57,155,049	\$25,456
Apr-23	138,642	\$55,797,976	0.999	\$55,765,747	\$32,229
May-23	138,525	\$62,279,238	0.999	\$62,236,947	\$42,292
Jun-23	138,392	\$63,335,167	0.999	\$63,283,439	\$51,728
Jul-23	138,166	\$61,342,593	0.999	\$61,284,723	\$57,870
Aug-23	137,374	\$66,770,776	0.999	\$66,700,034	\$70,742
Sep-23	136,796	\$61,229,374	0.999	\$61,159,824	\$69,550
Oct-23	139,327	\$68,454,934	0.999	\$68,375,614	\$79,320
Nov-23	139,556	\$66,379,616	0.999	\$66,292,532	\$87,084
Dec-23	139,704	\$68,797,706	0.999	\$68,696,227	\$101,480
Jan-24	140,879	\$55,180,027	0.999	\$55,101,304	\$78,723
Feb-24	140,692	\$57,043,785	0.999	\$56,967,577	\$76,208
Mar-24	140,964	\$60,699,620	0.999	\$60,609,168	\$90,452
Apr-24	140,951	\$64,973,643	0.998	\$64,874,863	\$98,780
May-24	140,811	\$66,478,736	0.998	\$66,372,734	\$106,002
Jun-24	140,567	\$66,726,560	1.000	\$66,726,560	\$0
Total		\$1,957,223,292		\$1,956,093,150	\$1,130,142

Exhibit 3

Kentucky Employees' Health Plan Terminal Liability Calculation as of June 30, 2024

Health Reimbursement Arrangements

CDHP HRA				
Period	Paid To Date	Completion Factor	Total Incurred	Unpaid Claim Reserve
Jan-Mar 2021	\$16,396,156	100.0%	\$16,396,156	\$0
Apr-Jun 2021	\$15,461,307	100.0%	\$15,461,307	\$0
Jul-Sep 2021	\$12,041,937	100.0%	\$12,041,937	\$0
Oct-Dec 2021	\$11,002,270	100.0%	\$11,002,270	\$0
Jan-Mar 2022	\$17,811,863	100.0%	\$17,811,863	\$0
Apr-Jun 2022	\$16,170,358	100.0%	\$16,170,358	\$0
Jul-Sep 2022	\$11,826,643	100.0%	\$11,826,643	\$0
Oct-Dec 2022	\$10,841,952	100.0%	\$10,841,952	\$0
Jan-Mar 2023	\$19,189,732	100.0%	\$19,189,738	\$6
Apr-Jun 2023	\$15,830,549	99.9%	\$15,839,779	\$9,230
Jul-Sep 2023	\$11,865,992	99.6%	\$11,908,255	\$42,263
Oct-Dec 2023	\$11,449,770	99.1%	\$11,557,846	\$108,076
Jan-Mar 2024	\$19,793,530	98.1%	\$20,185,403	\$391,873
Apr-Jun 2024	\$16,447,576	91.5%	\$17,977,678	\$1,530,102
Total	\$206,129,635		\$208,211,184	\$2,081,549

Waiver HRA				
Plan Year	Paid To Date	Completion	Total Incurred	Unpaid Claim
2021	\$35,912,978	100.0%	\$35,912,978	\$0
2022	\$35,200,851	100.0%	\$35,200,851	\$0
2023	\$36,400,636	99.7%	\$36,521,062	\$120,425
2024	\$16,069,598	94.7%	\$16,977,037	\$907,439
Total	\$123,584,063		\$124,611,927	\$1,027,865

Exhibit 4

**Kentucky Employees' Health Plan
 Rx Rebates as of June 30, 2024**

Plan Year	Rebate Amount		
	Accounting	Incurred	
Q1 2020	\$35,062,495	\$44,376,478	Actual/Estimate
Q2 2020	\$41,193,865	\$45,265,406	Actual/Estimate
Q3 2020	\$38,937,487	\$45,828,808	Actual/Estimate
Q4 2020	\$59,898,357	\$47,401,948	Actual/Estimate
Q1 2021	\$43,236,360	\$42,018,928	Actual/Estimate
Q2 2021	\$43,485,834	\$45,269,213	Actual/Estimate
Q3 2021	\$46,018,808	\$45,851,085	Actual/Estimate
Q4 2021	\$54,469,127	\$48,832,654	Actual/Estimate
Q1 2022	\$46,693,187	\$52,865,212	Actual/Estimate
Q2 2022	\$52,280,271	\$56,165,249	Actual/Estimate
Q3 2022	\$56,253,088	\$58,884,598	Actual/Estimate
Q4 2022	\$65,636,965	\$59,177,357	Actual/Estimate
Q1 2023	\$57,552,152	\$65,199,835	Actual/Estimate
Q2 2023	\$65,764,561	\$74,848,135	Actual/Estimate
Q3 2023	\$69,736,334	\$80,137,534	Actual/Estimate
Q4 2023	\$70,158,570	\$82,054,079	Actual/Estimate
Q1 2024	\$69,285,014	\$81,218,260	Estimate/Estimate
Q2 2024	\$79,171,644	\$83,429,199	Estimate/Estimate

Exhibit 5
Kentucky Employees' Health Plan
Premium Deficiency Reserve as of June 30, 2024

Calculation of the Premium Deficiency Reserve	
(figures in \$millions)	
Revenue	
Medical and Pharmacy Premiums	\$1,065.9
HRA Waiver Premiums	\$25.5
Interest Income	\$4.8
Pharmacy Rebates	\$158.4
Total Revenue (a)	\$1,254.6
Expenses	
Medical and Pharmacy Claims	\$1,224.9
Administrative Fees (Medical & Pharmacy)	\$42.1
Operating Expenses/ERRP	\$5.0
HRA (waiver & select) Claims	\$42.2
Total Expenses (b)	\$1,314.2
Net Gain/(Loss) (a) - (b)	(\$59.6)

* As of June 30, 2024, due to the estimated revenue (\$1,254.6 million) being insufficient to cover the estimated program expenses (\$1,314.2 million), there is an additional premium deficiency reserve of \$59.6 million.

Anthem clinical update

Integrated Health Model (IHM)



Kentucky Employees' Health Plan (KEHP) Report for: January 1, 2024 – June 30, 2024

This report provides an overview of the KEHP's key demographic data elements, IHM participant engagement, Utilization Management, and MyHealth Advantage activity during the reporting period.

Demographics	Current
Average number of members	262,545
Average population age	37

Clinical programs	Total identified	Engaged	% Engaged
IHM	63,587	5,189	8.2%*
Behavioral Health	575	215	37.4%
Building Healthy Families	103	40	38.8%

*Members identified for outreach/engaged.

Enrollments	
Diabetes Prevention Program (DPP)	876

Utilization Management	Authorization requests	Approval rate
Inpatient	5,919	92.67%
Outpatient	37,708	90.72%
Total	43,627	90.99%

MyHealth Advantage	Total eligible	Notes generated	Total alerts	Gaps in care alerts	Preventive alerts
Total	270,967	14,900	76,310	57,061	19,249

- Anthem Blue Cross and Blue Shield (Anthem) works with the KEHP to integrate health by innovation.** This holistic model offers care which focuses on improving health and promoting physical, emotional, mental, and financial well-being for the KEHP membership.
- Behavioral Health Clinical Care Management programs:** Provide outreach, support, and guidance for members with complex behavioral health conditions. The Behavioral team may also collaborate with Personal Health Consultants to ensure continuity of medical and mental health needs.
- Building Healthy Families:** A maternity program to provide assistance beyond pregnancy and postpartum. The program will provide personalized, on-demand health support for a growing family. As parents prepare for a new baby, navigate postpartum, and raise a family, they will have the resources needed to thrive.
- Diabetes Prevention Program (DPP):** DPP is a lifestyle change program available to members and their dependents identified with pre-diabetes or with a high risk of developing diabetes.
- IHM:** Better health, better outcomes promoted by identifying and engaging members and creating cases with Registered Nurses, referred to as Personal Health Consultants. Through innovative, smart triggers, the program finds members at risk for serious and costly medical conditions and directs them to specialized programs.
- MyHealth Advantage:** An early-risk management program that is designed to help improve members' compliance with evidence-based care recommendations. The program provides personalized information via MyHealth Note, which empowers members to take greater control of their health and healthcare decision-making.
- Utilization Management:** Preauthorization is required for nonemergency hospital admissions, inpatient services, and select outpatient services. This chart shows the requested authorizations and percentage approved.

Kentucky Employees' Health Plan – Status Report
2nd Quarter, 2024
Attachment F – Anthem Performance Guarantees
Page F-1

Performance Category	Guarantee	1Q	2Q	3Q	4Q
Claims Timeliness (14 Calendar Days)	A minimum of 90% of Non-investigated medical Claims will be processed timely. Non-investigated Claims are defined as medical Claims that process through the system without the need to obtain additional information from the Provider, Subscriber or other external sources. Processed Timely is defined as Non-investigated medical Claims that have been adjudicated within 14 calendar days of receipt. This Guarantee will be calculated based on the number of Non-investigated Claims that Processed Timely divided by the total number of Non-investigated Claims. The calculation of this Guarantee does not include Claim adjustments. The calculation of this Guarantee also excludes in any quarter, Claims for the Kentucky Employees' Health Plan for requested changes to Plan benefits, until all such changes have been implemented. This will be measured with the Kentucky Employees' Health Plan's specific data.	Annual	Annual	Annual	Annual
Claim Timeliness (30 Calendar Days)	A minimum of 98% of Non-investigated medical Claims will be processed timely. Non-investigated medical Claims are defined as Claims that process through the system without the need to obtain additional information from the Provider, Subscriber, or other external sources. Processed Timely is defined as Non-investigated medical Claims that have been adjudicated within 30 calendar days of receipt. This Guarantee will be calculated based on the number of Non-investigated Claims that Processed Timely divided by the total number of Non-investigated Claims. The calculation of this Guarantee does not include Claim adjustments. The calculation of this Guarantee also excludes in any quarter, Claims for the Kentucky Employees' Health Plan for requested changes to Plan benefits, until all such changes have been implemented. This will be measured with the Kentucky Employees' Health Plan's specific data.	Annual	Annual	Annual	Annual
Claims Financial Accuracy	A minimum of 99% of medical Claim dollars will be processed accurately. This Guarantee will be calculated based on the total dollar amount of audited medical Claims paid correctly divided by the total dollar amount of audited medical Paid Claims. The calculation of this Guarantee does not include Claim adjustments. The calculation of this Guarantee also excludes in any quarter Claims for the Kentucky Employees' Health Plan for requested changes to Plan benefits, until all such changes have been implemented. This will be measured with the Kentucky Employees' Health Plan's specific data.	Annual	Annual	Annual	Annual
Claims Accuracy	A minimum of 97% of medical Claims will be paid or denied correctly. This Guarantee will be calculated based on the number of audited medical Claims paid and denied correctly divided by the total number of audited medical Claims paid and denied. The calculation of this Guarantee also excludes in any quarter Claims for the Kentucky Employees' Health Plan for requested changes to Plan benefits, until all such changes have been implemented. This will be measured with the Kentucky Employees' Health Plan's specific data.	Annual	Annual	Annual	Annual

Kentucky Employees' Health Plan – Status Report
2nd Quarter, 2024
Attachment F – Anthem Performance Guarantees
Page F-2

Performance Category	Guarantee	1Q	2Q	3Q	4Q
Adjustments	The percent of adjustments aged greater than 30 days shall be 5% or less. The measure is based on the percentage of claim adjustments entered into the system that are unresolved within 30 days of company receipt date. This includes adjustments routed to other plans/departments (excluding adjustments resulting from client / plan sponsored benefit changes).	Annual	Annual	Annual	Annual
Processing of Ongoing Eligibility Information	100% of the Kentucky Employees' Health Plan's ongoing electronic eligibility files will be processed timely. Timely Processing is defined as electronic eligibility files processed and updated on the eligibility database within 5 business days of receipt of an eligibility file. This Guarantee only applies to the processing of eligibility files submitted by the Kentucky Employees' Health Plan outside of an open enrollment period. This Guarantee does not apply to a defective eligibility file. Defective Eligibility File is defined as an eligibility file that has issues that prevent Contractor's processing of the file. Contractor's payment of this Guarantee is conditioned upon receipt of eligibility files in a format mutually agreed upon by the Parties. This Guarantee will be calculated by (1) dividing total number of eligibility files processed within the timeframe set forth above by (2) the number of the Kentucky Employees' Health Plan's eligibility files processed. This will be measured with the Kentucky Employees' Health Plan's specific data.	Annual	Annual	Annual	Annual
Ongoing ID Cards Issuance	A minimum of 99% of Subscriber digital ID cards will be available or Member physical ID cards will be mailed to members, depending on a member's preference, within 10 business days of Contractor's processing of an accurate eligibility file. An Accurate Eligibility File is defined as: (1) an eligibility file formatted in a mutually agreed upon manner; (2) received by Contractor outside of an open enrollment period; and, (3) contains an error rate of less than 1%. This Guarantee will be calculated based on the total number of ongoing ID cards available to Subscribers or mailed to Members within the timeframe set forth above divided by the total number of Members eligible to receive ongoing ID cards. This will be measured with the Kentucky Employees' Health Plan's specific data.	Annual	Annual	Annual	Annual
Average Speed to Answer	The average speed to answer (ASA) will be 30 seconds or less. ASA is defined as the average number of whole seconds Members wait and/or are in the telephone system before receiving a response from a customer care representative (CCR) or an interactive voice response unit (IVR). This Guarantee will be calculated based on the total number of calls received in the customer service telephone system. This will be measured with the Kentucky Employees' Health Plan's specific data.	Annual	Annual	Annual	Annual
Call Abandonment Rate	A maximum of 2% of Member calls will be abandoned. Abandoned Calls are defined as Member calls that are waiting for a customer care representative (CCR), but are abandoned before connecting with a CCR. This Guarantee will be calculated based on the number of calls abandoned divided by the total number of calls received in the customer service telephone system. Calls that are abandoned in less than five seconds will not be included in this calculation. This will be measured with the Kentucky Employees' Health Plan's specific data.	Annual	Annual	Annual	Annual

Kentucky Employees' Health Plan – Status Report
2nd Quarter, 2024
Attachment F – Anthem Performance Guarantees
Page F-3

Performance Category	Guarantee	1Q	2Q	3Q	4Q
First Call Resolution	<p>A minimum of 85% of Member calls will be resolved during the initial contact with no further follow up required. First Call Resolution is defined as Member callers receiving a response to their inquiry during an initial contact with no further follow-up required. This Guarantee will be calculated based on the total number of Members who receive a First Call Resolution divided by the total number of calls received into the customer service telephone system. This will be measured with the Kentucky Employees' Health Plan's specific data.</p>	Annual	Annual	Annual	Annual
Member Satisfaction – NPS	<p>This Guarantee establishes a Quality Benchmark transactional Net Promoter Score (NPS) of 40. Anthem will either: (i) meet or exceed the Quality Benchmark; or, (ii) there will be an improvement in the Net Promoter Score from the Baseline Period.</p> <p>The survey is conducted after a member contacts a customer service representative (CSR). Each member who completes a transaction with Anthem will be asked to provide a rating on a scale from 0 (Not at All Likely) to 10 (Extremely Likely) to a question that asks how likely the member would recommend Anthem to a friend or colleague based on the member's most recent transaction. The transactional Net Promoter Score will be calculated by subtracting the percentage of Detractors (members who provide a rating from 0 to 6) from the percentage of Promoters (members who provide a rating of 9 or 10).</p> <p>To determine the results for (i), Anthem shall compare the Net Promoter Score in the Measurement Period to the Quality Benchmark.</p> <p>The improvement for (ii) will be determined by comparing the Net Promoter Score in the Measurement Period to the Net Promoter Score in the Baseline Period.</p> <p>The Baseline Period is the equivalent time period preceding the Measurement Period.</p> <p>This will be measured with the Kentucky Employees' Health Plan's specific data.</p>	Annual	Annual	Annual	Annual

Kentucky Employees' Health Plan – Status Report
2nd Quarter, 2024
Attachment F – Anthem Performance Guarantees
Page F-4

Performance Category	Guarantee	1Q	2Q	3Q	4Q
Account Management Satisfaction	<p>A minimum average score of 3 will be attained on the Account Management Satisfaction Survey (AMSS). A minimum of 3 responses per the Kentucky Employees' Health Plan to the AMSS is required to base the score on Kentucky Employees' Health Plan specific responses only. If 3 responses are received from the Kentucky Employees' Health Plan, an average score is calculated by adding the scores from each respondent divided by the total number of the Kentucky Employees' Health Plan respondents. If fewer than 3 responses are received, the score will be calculated as follows:</p> <p>2 Kentucky Employees' Health Plan responses: 2/3 of the score will be based on the Kentucky Employees' Health Plan specific AMSS results and 1/3 of the score will be based on the aggregate score of all AMSS results received by the Account Management Team.</p> <p>1 Kentucky Employees' Health Plan response: 1/3 of the score will be based on the Kentucky Employees' Health Plan specific AMSS results and 2/3 of the score will be based on the aggregate score of all AMSS results received by the Account Management Team.</p> <p>0 Kentucky Employees' Health Plan responses: The score will be based on the aggregate score of all AMSS results received by the Account Management Team.</p>	Annual	Annual	Annual	Annual
Heart Failure Identified Participants	<p>There will be either (i) a minimum Compliance Rate of 50%; or (ii) a minimum improvement of 2.5% in the difference between the 50% Compliance Rate and the result from the prior Measurement Period (the Performance Gap) in the percentage of Identified Members with heart failure who are prescribed one or more ACE inhibitors or ARB's in the current Measurement Period; as shown by Contractor Claims Data. The minimum Compliance Rate will be calculated based on the total number of Identified Members with heart failure who are prescribed one or more ACE inhibitors or other appropriate Prescription Drugs during the Measurement Period as shown by Contractor's Claims data divided by the total number of Identified Members. The improvement percentage will be calculated by subtracting the Compliance Rate for the prior Measurement Period from the Compliance Rate for the current Measurement Period and dividing the difference by the Performance Gap for the prior Measurement Period. This will be measured with Kentucky Employees' Health Plan specific data.</p>	Annual	Annual	Annual	Annual

Kentucky Employees' Health Plan – Status Report
2nd Quarter, 2024
Attachment F – Anthem Performance Guarantees
Page F-5

Performance Category	Guarantee	1Q	2Q	3Q	4Q
Asthma Identified Participants	<p>There will be either (i) a minimum Compliance Rate of 80%; or (ii) a minimum improvement of 2.5% in the difference between the 80% Compliance Rate and the result from the prior Measurement Period (the Performance Gap) in the percentage of Identified Members with persistent asthma who are prescribed one or more appropriate Prescription Drugs in the current Measurement Period; as shown by Contractor Claims data. The minimum Compliance Rate will be calculated based on the total number of Identified Members with persistent asthma who are prescribed one or more appropriate Prescription Drugs during the Measurement Period as shown by Contractor's Claims data divided by the total number of Identified Members. The improvement percentage will be calculated by subtracting the Compliance Rate for the prior Measurement Period from the Compliance Rate for the current Measurement Period and dividing the difference by the Performance Gap for the prior Measurement Period. This will be measured with Kentucky Employees' Health Plan specific data if there are at least 100 Identified Members. If there are fewer than 100 Identified Members, Contractor will use the enterprise commercial membership (non-Medicare) results to determine if this Guarantee is met.</p>	Annual	Annual	Annual	Annual
Comprehensive Diabetes Care-Medical Attention for Nephropathy (kidney disease)	<p>There will be either (i) a minimum Compliance Rate of 70%; or (ii) a minimum improvement of 2.5% in the difference between the 70% Compliance Rate and the result from the prior Measurement Period (the Performance Gap) in the percentage of Identified Members with diabetes (Type 1 and Type 2) who have received medical attention for nephropathy through a screening test; as shown by Contractor Claims data. The minimum Compliance Rate will be calculated based on the total number of Identified Members with diabetes (Type 1 and Type 2) who received at least one nephropathy screening test or evidence of nephropathy during the measurement period as shown by Contractor's Claims data divided by the total number of Identified Members. The improvement percentage will be calculated by subtracting the Compliance Rate for the prior Measurement Period from the Compliance Rate for the current Measurement Period and dividing the difference by the Performance Gap for the prior Measurement. This will be measured with Kentucky Employees' Health Plan specific data.</p>	Annual	Annual	Annual	Annual

Kentucky Employees' Health Plan – Status Report
 2nd Quarter, 2024
 Attachment F – Anthem Performance Guarantees
 Page F-6

Performance Category	Guarantee	1Q	2Q	3Q	4Q
Diabetes Identified Participants	<p>There will be either (i) a minimum Compliance Rate of 75%; or (ii) a minimum improvement of 2.5% in the difference between the 75% Compliance Rate and the result from the prior Measurement Period (the Performance Gap) in the percentage of Identified Members with diabetes who received at least one HbA1c test in the current Measurement Period; as shown by Contractor Claims data. The minimum Compliance Rate will be calculated based on the total number of Identified Members with diabetes who received at least one HbA1c test during the Measurement Period as shown by Contractor's Claims divided by the total number of Identified Members. The improvement percentage will be calculated by subtracting the Compliance Rate for the prior Measurement Period from the Compliance Rate for the current Measurement Period and dividing the difference by the Performance Gap for the prior Measurement Period. This will be measured with Kentucky Employees' Health Plan specific data.</p>	Annual	Annual	Annual	Annual
COPD	<p>The HEDIS measure that assesses the percentage of COPD exacerbations for Members 40 years of age and older who had an acute inpatient discharge or ED encounter on or between January 1–November 30 of the measurement year and who were dispensed appropriate medications (bronchodilator). Gap Closure Goal: 2.5% Target/Ceiling: 70%</p> <p>This will be calculated using Kentucky Employees' Health Plan specific data.</p>	Annual	Annual	Annual	Annual

Kentucky Employees' Health Plan – Status Report
2nd Quarter, 2024
Attachment F – Anthem Performance Guarantees
Page F-7

Performance Category	Guarantee	1Q	2Q	3Q	4Q
Utilization Rates - Emergency Room	<p>In the Performance Period there will either be (i) maintenance of or a reduction in the number of Avoidable Emergency Room Visits per 1,000 Members (the Avoidable ER Visit Rate) from the Measurement Period compared to the Baseline Period that is Statistically Significant; or (ii) an Avoidable ER Visit Rate of 120 or less during the Measurement Period. The Baseline Period shall be the twelve months prior to the Measurement Period. In later Performance Periods there will either be (i) maintenance of or a reduction in the Avoidable ER Visit Rate from the prior Measurement Period that is Statistically Significant; or (ii) an Avoidable ER Visit Rate of 120 or less during the Measurement Period. Avoidable Emergency Room Visits are defined as low intensity emergency room visits as determined according to Contractor's criteria. Avoidable Emergency Room Visits do not include any emergency room visits that result in an inpatient admission. Statistically Significant is defined as Contractor's use of standard statistical tests that indicate at least a 95% confidence level that any change from the prior Measurement Period is not likely due to random chance alone. Only Members for whom Contractor has at least six months of eligibility information in a Measurement Period, shall be considered for purposes of this Guarantee. In the first Performance Period the change in the Avoidable ER Visit Rate shall be calculated by subtracting the Avoidable ER Visit Rate in the current Measurement Period by the Avoidable ER Visit Rate in the Baseline Period. This result shall then be divided by the Avoidable ER Visit Rate in the Baseline Period. In later Performance Periods the change in Avoidable ER Visit Rate shall be calculated by subtracting the Avoidable ER Visit Rate in the current Measurement Period by the Avoidable ER Visit Rate in the prior Measurement Period. This result shall then be divided by the Avoidable ER Visit Rate in the prior Measurement Period. This will be measured with Kentucky Employees' Health Plan specific data.</p>	Annual	Annual	Annual	Annual

Kentucky Employees' Health Plan – Status Report
 2nd Quarter, 2024
 Attachment F – Anthem Performance Guarantees
 Page F-8

Performance Category	Guarantee	1Q	2Q	3Q	4Q
Utilization Rates - Hospital	In the Performance Period there will either be (i) maintenance of or a reduction in the number of Admissions per 1,000 Members (Admission Rate) from the Measurement Period compared to the Baseline Period; or (ii) an Admission Rate of 65 or less during the Measurement Period. The Baseline Period shall be the twelve months prior to the Measurement Period. In later Performance Periods there will either be (i) maintenance of or a reduction in the Admission Rate from the prior Measurement Period; or (ii) an Admission Rate of 65 or less during the Measurement Period. Admissions are defined as admissions with Type of Service categories of Medical, Surgical and Behavioral Health. Admissions do not include admissions related to Type Of Service categories of Maternity, NICU or Rehabilitation. Only Members for whom Contractor has at least six months of eligibility information in a Measurement Period, shall be considered for purposes of this Guarantee. In the first Performance Period this Guarantee shall be calculated by subtracting the Admission Rate in the first Measurement Period from the Admission Rate in the Baseline Period. This result shall then be divided by the Admission Rate in the Baseline Period. In later Performance Periods the change in the Admission Rate shall be calculated by subtracting the Admission Rate in the current Measurement Period from the Admission Rate in the prior Measurement Period. This result shall then be divided by the Admission Rate in the prior Measurement Period. This will be measured with Kentucky Employees' Health Plan specific data.	Annual	Annual	Annual	Annual
Enrollment	A minimum of 40% of Members in Year 1 will enroll into the IHM program. Member enrollment is defined as: (a) 1 or more successful telephonic contacts with a Contractor IHM coach or enrollment specialist; and (b) verbal permission to participate in the program. This Guarantee will be calculated based on the number of Members who have enrolled divided by the total number of Members outreached by the program. This will be measured with Kentucky Employees' Health Plan specific data.	Annual	Annual	Annual	Annual
Post Discharge Outreach	A minimum of 90% of Identified Members will receive successful contact from an Contractor health coach or receive at least two attempted outreach telephone calls from an Contractor health coach within three business days of notification of discharge, excluding the day of discharge, from a medical or surgical inpatient stay to the home setting where the Identified Member had a length of stay of three days or greater. This Guarantee does not include admissions related to maternity or behavioral health services. This guarantee only includes Members discharged to the home setting and not to Members discharged to an inpatient rehabilitation center or a skilled nursing facility.	Annual	Annual	Annual	Annual
Engagement	At least 1.5% of the Client's population will be engaged in case management at some point during the year. Engagement will be defined as contact with the Member or their designee and establishment of a care plan.	Annual	Annual	Annual	Annual

Kentucky Employees' Health Plan – Status Report
2nd Quarter, 2024
Attachment F – Anthem Performance Guarantees
Page F-9

Performance Category	Guarantee	1Q	2Q	3Q	4Q
Data Analysis and Reporting	IHM standard monthly and quarterly reports as determined by Contractor will be submitted to the Kentucky Employees' Health Plan no later than 55 calendar days following the last day of the month/quarter. If the 55 th calendar day is a Saturday or Sunday the report will be submitted on the following Monday. Annual reports are made available 180 days post end of Plan year. The 180 days allows Contractor to include three months of Claims run out to support utilization and clinical (claims based) outcomes. This will be measured with Kentucky Employees' Health Plan specific data.	Met	Met	Annual	Annual
Participant Satisfaction	A minimum average score of 80% will be attained on Contractor's Integrated Health Model (IHM) Member satisfaction survey question. Each Member is asked to rate their satisfaction with Contractor's IHM program using a five point scale. The response is scored by dividing (i) the total number of Members who respond positively by (ii) the total number of Members who responded to the IHM Member satisfaction question. The survey will be given to a random sample of Kentucky Employees' Health Plan Members enrolled in an IHM product. This Guarantee will be based on all Kentucky Employees' Health Plan Members; a minimum of 400 surveys must be completed within a Measurement Period for the score to be valid.	Annual	Annual	Annual	Annual
Program Integrity Aligned Incentive - Savings Guarantee	Savings attributable to Recovery and Payment Analysis Services will meet or exceed \$9.76 per Employee per month (PEPM) (Guaranteed Savings Amount) during the measurement period. Recovery and Prepayment Analysis Services include Overpayment Identification and Claims Prepayment Analysis Activities. Anthem shall determine results by comparing the actual savings amount for the Measurement Period to the Guaranteed Savings Amount. The penalty calculation shall be based on the KEHP retained savings PEPM, after Anthem fees have been deducted. This Guarantee will be measured with Employer-specific Data.	Annual	Annual	Annual	Annual

Kentucky Employees' Health Plan – Status Report
 2nd Quarter, 2024
 Attachment G – CVS Performance Guarantees
 Page G-1



Performance Guarantees Tracking & Reporting

Commonwealth of Kentucky

For period ending: 6/30/2024

Guarantees	Target	Thrsh	Q1: Jan - Mar	Q2: Apr - Jun	Q3: Jul - Sep	Q4: Oct - Dec	Year	Penalty Unit	Actual Penalty
01 . Retail Network Pharmacy Access - Nationwide c	Greater Than or Equal To 5.0 Mile(s) Thr	95	F1	F1	F1	F1		15,000. Dollar Per PG	
02 . Paper Claims Turnaround Time - Clean w c	Less than or Equal to 5 Business Day(s) Tgt	95	3	4			F2	11,250. Dollar Per PG	
03 . Mail Turnaround Time - Clean c	Greater Than or Equal To 2 Business Day(s) Thr	95	97	96			F2	11,250. Dollar Per PG	
04 . Mail TAT c			Met	Met			F2	11,250. Dollar Per PG	
04a . Mail Turnaround Time - Non Clean c	Greater Than or Equal To 5 Business Day(s) Thr	97	99	99			F2	Dollar Per PG	
04b . Mail Turnaround Time - Non Clean - 2 w c	Less than or Equal to 5 Business Day(s) Tgt	100	1	1			F2	Dollar Per PG	
05 . Mail Service Accuracy - Non Std c	Greater Than or Equal To 99.99 % Tgt		100	100			F2	11,250. Dollar Per PG	
06 . Electronic Claims Processing Accuracy (PBM) c	Greater Than or Equal To 99.95 % Tgt		100	100			F2	11,250. Dollar Per PG	
07 . Telephone Speed of Answer c			Met	Met			F2	37,500. Dollar Per PG	
07a . Telephone Average Live Voice Answer w c	Less than or Equal to 25 Sec(s) Tgt		5	6			F2	Dollar Per PG	
07b . Telephone Speed of Answer - TSF c	Greater Than or Equal To 30 Sec(s) Thr	85	96	98			F2	Dollar Per PG	
08 . Telephone Abandonment Rate - Live Voice c	Less than or Equal to 3 % Tgt	15	0	0			F2	18,750. Dollar Per PG	
09 . First Call Resolution c	Greater Than or Equal To 95 % Tgt		99	99			F2	37,500. Dollar Per PG	
10a . Written Inquiry - 1 c	Greater Than or Equal To 5 Business Day(s) Thr	97	100	100			F2	5,625. Dollar Per PG	

Performance Guarantees Tracking & Reporting



Commonwealth of Kentucky

For period ending: 6/30/2024

Guarantees	Target	Thrsh	Q1: Jan - Mar	Q2: Apr - Jun	Q3: Jul - Sep	Q4: Oct - Dec	Year	Penalty Unit	Actual Penalty
10b . Written Inquiry - 2 c	Equal to 10 Business Day(s)	100 Thr	100	100			F2	5,625. Dollar Per PG	
11 . Customer Satisfaction c	Greater Than or Equal To 93 %	Tgt	F1	F1	F1	F1		150,000. Dollar Per PG	
12 . Plan Design Update c	Equal to 100 %	Tgt	F1	F1	F1	F1		75,000. Dollar Per PG	
13 . Annual Reviews c	Equal to 100 %	Tgt	F1	F1	F1	F1		45,000. Dollar Per PG	
14 . Account Management Satisfaction c	Greater Than or Equal To 4 Rating	Tgt	F1	F1	F1	F1		150,000. Dollar Per PG	
15 . Standard Reporting c	Less than or Equal to 30 Day(s)	Tgt	Met	Met			F2	11,250. Dollar Per PG	
16 . Eligibility Load Accuracy c	Greater Than or Equal To 98 %	Tgt	N/A	N/A			F2	37,500. Dollar Per PG	
17 . Eligibility Updates c	Equal to 2 Business Day(s)	100 Thr	N/A	N/A			F2	15,000. Dollar Per PG	
18 . Account Management - Meetings c	Equal to 100 %	Tgt	Met	Met			F2	18,750. Dollar Per PG	
19 . ID Cards - Ongoing c	Greater Than or Equal To 4 Business Day(s)	98 Thr	100	100			F2	11,250. Dollar Per PG	



Performance Guarantees Tracking & Reporting

Commonwealth of Kentucky

For period ending: 6/30/2024

Guarantees	Target	Thrsh	Q1: Jan - Mar	Q2: Apr - Jun	Q3: Jul - Sep	Q4: Oct - Dec	Year	Penalty Unit	Actual Penalty
------------	--------	-------	---------------	---------------	---------------	---------------	------	--------------	----------------

Penalty Sum:
 Paid Sum:
 Net Due:

Footnotes:

F1: Quarterly stat not applicable to specific guarantee
 F2: Annual stat not applicable to specific guarantee
 F3: Stat not applicable to contract years 2 and beyond

c = Client Specific Guarantee
 cl = Coalition Specific Guarantee (also indicates TPA or healthplan specific guarantee)

L = Guarantee covers all lines of business
 t = Tiered Penalty w = Weighted Average
 Measurement Basis: Tgt = Target Thr = Threshold

NOTE: Met = Performance Guarantee Achieved

NOTE: N/A = Results are reported as N/A when no activity occurred for that particular PG

NOTE: Payment due by Thirty (30) days after End of Cnt Yr Rpt Crd Sub

(C)2015 CVS/caremark. All Rights Reserved.
 106-34332b 050115

CONFIDENTIAL - For Client and CVS/caremark Use Only
 Monthly, Quarterly and Semi-annual data are unaudited statistics and are subject to change at year end.

**Kentucky Employees' Health Plan – Status Report
2nd Quarter, 2023
Attachment H – HealthEquity Performance Guarantees**

Page H-1

PG #	Type	Administrative Fees or Dollars at Risk	Total Administrative Fees or Dollars at Risk	Benchmark	Guarantee	Exact Contractual Language regarding Measurement	Q1 2024 DATA	Q1 2024 Met / Missed	Q2 2024 DATA	Q2 2024 Met / Missed	Notes
1	FSA/HR A	1.50%	FSA: 16% HRA: 14.5%	Abandonment	53%	Member Service - Abandonment Rate: Answering calls to customer service line with an abandonment rate of 3% or less.	2.0%	Met	2%	Met	Q2 & Q4 Client Relationship Survey
2	FSA/HR A	2.00%	FSA: 16% HRA: 14.5%	Claims Accuracy - Financial	99% payment (financial) accuracy	99% payment (financial) accuracy	99.8%	Met	99.7%	Met	Card Package is mailed with actual card.
3	FSA/HR A	1.50%	16.00%	File Report	Contribution File: Producing a contribution file report	Contribution File: Producing a contribution file report	Met	Met	Met	Met	
4	FSA/HR A	1.50%	FSA: 16% HRA: 14.5%	Card Fulfillment	100% of cards mailed within ten (10) business days of receipt of a clean enrollment file from Client. (15 during OE)	Producing cards within ten (10) Business Days of the posting of a clean enrollment and eligibility file except during the annual Open Enrollment (OE) period. During OE, participants will receive a separate debit card package within fifteen (15) Business Days of the posting of a clean enrollment and Eligibility file.	100%	Met	100%	Met	WageWorks sends an email notifying the Plan that a file has been processed and that it contains errors. The email provides a link to the WageWorks Employer website for the Plan to view the actual errors within 24 hours of the file posting.
5	FSA/HR A	1.50%	FSA: 16% HRA: 14.5%	File Processing	Eligibility File: Load 99% of eligibility files within two business days.	Eligibility File: Load 99% of eligibility files within two business days.	100%	Met	100%	Met	WageWorks provides on-demand contribution reports that can be downloaded via the WageWorks Employer website.
6	FSA/HR A	1.50%	FSA: 16% HRA: 14.5%	Error Report	Eligibility Report: Send an email with error information on eligibility files or updates within two business days.	Eligibility Report: Send an email with error information on eligibility files or updates within two business days.	Met	Met	Met	Met	
7	FSA/HR A	1.50%	16.00%	Data Reporting	Reporting: Producing standard quarterly reports with thirty days of the end of the quarter	Reporting: Producing standard quarterly reports with thirty days of the end of the quarter	Met	Met	Met	Met	
8	FSA/HR A	1.50%	FSA: 16% HRA: 14.5%	Call Response Time	Average Speed to Answer: Answering calls to customer service line with an average time of 30 seconds or less	Average Speed to Answer: Answering calls to customer service line with an average time of 30 seconds or less	20	Met	11	Met	
9	FSA/HR A	1.50%	FSA: 16% HRA: 14.5%	Repayment File	Producing a repayment report at 45 days of quarter close showing current status of monies owed to KEHP by members due to enrollment and/or funding error	Producing a repayment report at 45 days of quarter close showing current status of monies owed to KEHP by members due to enrollment and/or funding error	Met	Met	Met	Met	
10	FSA	2.00%	16.00%	Client Satisfaction - Custom	FSA Account Management: Measuring satisfaction using a mutually agreeable scorecard.	FSA Account Management: Measuring satisfaction using a mutually agreeable scorecard.	N/A	N/A	Met	Met	
11	HRA	2.00%	14.50%	Client Satisfaction - Custom	HRA Account Management: Measuring satisfaction using a mutually agreeable scorecard.	HRA Account Management: Measuring satisfaction using a mutually agreeable scorecard.	N/A	N/A	Met	Met	Q2 & Q4 Client Relationship Survey
12	FSA/HR A	1.50%	FSA: 16% HRA: 14.5%	Data Reporting	Reporting: Producing standard quarterly reports with thirty days of the end of the quarter	Reporting: Producing standard quarterly reports with thirty days of the end of the quarter	Met	Met	Met	Met	Card Package is mailed with actual card.
20	COBRA	2.00%	14.50%	Client Satisfaction	COBRA Account Management: Measuring satisfaction using a mutually agreeable scorecard.	COBRA Account Management: Measuring satisfaction using a mutually agreeable scorecard.	N/A	N/A	Met	Met	Q2 & Q4 Client Relationship Survey

Kentucky Employees' Health Plan – Status Report
 2nd Quarter, 2023
 Attachment H – HealthEquity Performance Guarantees
 Page H-2

PG #	Type	Administrative Fees or Dollars at Risk	Total Administrative Fees or Dollars at Risk	Benchmark	Guarantee	Exact Contractual Language regarding Measurement	Q3 2024 DATA	Q1 2024 Met / Missed	Q2 2024 DATA	Q3 2024 Met / Missed	Notes
21	COBRA	3.00%	14.50%	Timely notification within regulatory requirements	Sending 98% of all applications and notices within seven business days.	DOL Notices mailed with seven (7) business days of receipt of accurate and complete data.	Met	Met	Met	Met	
22	COBRA	2.00%	14.50%	Billing Turnaround	Billing Turnaround: Posting 90% of payments within seven business days	Billing Turnaround: Posting 90% of payments within seven business days	100%	100%	100%	100%	
23	COBRA	1.50%	14.50%	Collection	Collection: Providing accurate premium distribution and reporting by the fifteenth of each month.	Collection: Providing accurate premium distribution and reporting by the fifteenth of each month.	100%	100%	100%	100%	
24	COBRA	1.50%	14.50%	File Processing (Eligibility)	Eligibility File: Load 99% of qualifying event files within two business days.	Eligibility File: Load 99% of qualifying event files within two business days.	100%	100%	100%	100%	
25	COBRA	1.50%	14.50%	Error Report (Eligibility)	Eligibility Report: Produce an error report on eligibility files or updates within two business days.	Eligibility Report: Producing an error report on eligibility files or updates within two business days.	Met	Met	Met	Met	
26	COBRA	1.50%	14.50%	Election Packages	Mailing all COBRA election packages within seven business days.	Mailing all COBRA election packages and DOL Notices within seven (7) business days.	Met	Met	Met	Met	
27	COBRA	1.50%	14.50%	Reporting	Reporting: Producing standard monthly reports within thirty days after the end of the month or quarter.	Reporting: Producing standard monthly reports within thirty days after the end of the month or quarter.	Met	Met	Met	Met	

Kentucky Employees' Health Plan – Status Report
 2nd Quarter, 2024
 Attachment I – WebMD Performance Guarantees
 Page I-1

Onsite Staff Satisfaction	PG Description	Fees at Risk	Result
<p>Survey of Commonwealth Staff at DEI</p>	<p>WebMD shall achieve an overall satisfaction rating of at least ninety percent (90%) from the Commonwealth Staff who interact with WebMD on a regular basis. At least three (3) Commonwealth Staff must respond fully to the survey for this PG to be effective.</p> <p>Using an approved standard survey with a 5-point response scale, "satisfied" is defined as the sum of the "top two box" responses, divided by the number of responses, excluding neutral responses.</p>	<p>\$10,000</p>	<p>SLA not calculated until the end of the program year</p>
<p>Accuracy of Billing and Substantiation</p>	<p>WebMD shall submit timely and accurate invoices including adequate support documentation to substantiate all billed costs. Invoices shall be submitted monthly by the fifteenth (15th) day of the month following the month of service. As an example, service performed in May 2024 should be invoiced by June 15, 2024. Supporting documentation includes, but is not limited to, any receipts or other substantiation as required in this Exhibit 1. Invoices shall be free from incorrect, duplicate, and unsubstantiated charges.</p> <p>100% of invoices submitted by WebMD will be accurate and meet the standard of this PG in 2024. The fees at risk shall be assessed by the Commonwealth at the time of payment of such invoice.</p>	<p>2% of the total of the inaccurate or unsubstantiated invoice.</p>	<p>SLA not calculated until the end of the program year</p>